



# **YAMAHA**

## **PARTS LIST**

**MODEL YAS1**

**MODEL YAS1C**

**YAMAHA MOTOR CO., LTD.**

---

First edition, April, '68

®



**YAMAHA YAS1 / YAS1C**  
**PARTS LIST**

**YAMAHA MOTOR CO., LTD.**

HAMAKITA JAPAN

---

# YAMAHA YAS1 / YAS1C



# SPECIFICATION

	<b>MODEL AS1</b>	<b>MODEL AS1C</b>
OVERALL LENGTH	73.0 inch (1,855 mm)	73.0 inch (1,855 mm)
OVERALL WIDTH	29.2 inch ( 740 mm)	31.7 inch ( 810 mm)
OVERALL HEIGHT	42.2 inch (1,070 mm)	39.6 inch (1,005 mm)
WHEEL BASE	47.2 inch (1,200 mm)	47.2 inch (1,200 mm)
ROAD CLEARANCE	5.9 inch ( 150 mm)	5.9 inch ( 150 mm)
NET WEIGHT	216 lbs. ( 98 kg )	220 lbs. ( 100 kg )
BORE AND STROKE	43 x 43mm	43 x 43 mm
COMPRESSION RATIO	7.0 : 1	7.0 : 1
CYLINDER CAPACITY	124 cc	124 cc
MAXIMUM POWER	15 ps/8,500 rpm	15.2 ps/8,000 rpm
MAXIMUM TORQUE	1.3 kg-m/8,000 rpm	1.3 kg-m/7,500 rpm
SPEED RANGE	75~82 mil/h(120~130 km/h)	72~75 mil/h(115~120 km/h)
CLIMBING ABILITY	22.5°	23.5°
STARTING SYSTEM	Primary-kick	Primary-kick
FUEL TANK CAPACITY	9.5 l	9.5 l
OIL TANK CAPACITY	1.5 l	1.5 l
FRONT TIRE	2.50 - 18 - 4 PR	2.50 - 18 - 4 PR
REAR TIRE	2.75 - 18 - 4 PR	2.75 - 18 - 4 PR

# HOW TO USE THIS PARTS LIST

Yamaha Motor Company, always searching for better methods to improve the service to its dealers, has decided that the currently-used alpha-numerical system for parts orders, was not doing the job for this age of mechanization and computers in the business world.

With the introduction of new models and other products, the needs of computers are imperative, in order to have a highly efficient parts control, and its distribution throughout the dealer's network.

## IBM PARTS ORDER SYSTEM

In order to help our dealers to understand how our IBM system works, we are providing them with these hints.

1. Basic composition: 000 - 00000 - 00 (for standard parts)
2. Basic composition: 00000 - 00000 (for interchangeable parts)

1. STANDARD PARTS These 10 digits are divided in three (3) sections: a-b-c

A. These first THREE DIGITS represent the original model in which this part was used.

164	-00000-00)	Identifies the YL2/YL2C model (100cc).
165	-00000-00)	
166	-00000-00)	
167	-00000-00)	
168	-00000-00)	Identifies the YR1 model (350cc)
169	-00000-00)	Identifies the YDS5E model (250cc)
170	-00000-00)	
171	-00000-00)	Identifies the YM2C model (305cc)
172	-00000-00)	
173	-00000-00)	Identifies the YCS1E model (180cc)
174	-00000-00)	
177	-00000-00)	Identifies the TD1C model (250cc Racer).

You will also find that some of these "three-digit" numbers will interchange with, or are used for other models.

In addition to the various "three digits" that we mentioned above and which are assigned originally for those models, we also have quite a few "three digit" models that, although not sold in this country.

B. The next FIVE DIGITS represent the Section and Actual Part No.

The FIRST DIGIT of this "five digit section" represent the section of the m/c to which the part belongs, i.e.

000-	10000-	00	(1) represents the ENGINE section
000-	20000-	00	(2) represents the FRAME section
000-	80000-	00	(3) represents the ELECTRIC or WIRING section

The SECOND & THIRD digits represent the location of the part within the sections (Engine-Frame-Electric)

EXAMPLES: (ENGINE SECTION)

000-11311-00	Cylinder	(13)	Identifies the Crankcase area.
000-11601-00	Ring set (Std.)	(16)	Identifies the Piston area.
000-17401-00	Main Axle ass'y	(74)	Identifies the Transmission area.
000-14101-00	Carburetor ass'y (L.H)	(41)	Identifies the Carburetor area.

EXAMPLES: (FRAME SECTION)

000-22210-00	Rear Cushion Ass'y	(22)	Identifies the Rear Fender area.
000-23136-00	Tube, outer (R.H)	(31)	Identifies the Front Fork area.
000-24171-00	Grip, knee (L.H)	(41)	Identifies the Tank/Seat area.
000-25386-00	Collar, sprocket shaft	(53)	Identifies the Rear Wheel area.

EXAMPLES: (ELECTRIC/WIRING SECTION)

Any part number that you find within this "five-digit" section which starts with the number 8 is a component of the ELECTRIC/WIRING section, i.e.

000-81910-20	Regulator
000-82510-10	Main switch Ass'y
000-82590-10	Wire harness Ass'y
000-82116-00	Lead wire (-)
000-82540-00	Neutral switch Ass'y

The FOURTH and FIFTH digits ARE the ACTUAL PART NUMBER.

000-14101-00	Carburetor (L.H)	(01)	Identifies the Carburetor (L.H)
000-14102-00	Carburetor (R.H)	(02)	Identifies the Carburetor (R.H)
000-11311-01	Cylinder (L.H)	(11)	Identifies the Cylinder (L.H)
000-11321-01	Cylinder (R.H)	(21)	Identifies the Cylinder (R.H)
000-24171-00	Grip, knee (L.H)	(71)	Identifies the Knee Grip (L.H)
000-24172-00	Grip, knee (R.H)	(72)	Identifies the Knee Grip (R.H)

- C. The last TWO DIGITS (9th & 10th) in the "10 Digit" series advice you of any changes, corrections or modifications to the original part.

EXAMPLES: (YCS1) 174-18511-00 FORK, shift (1) - This gear was modified for better performance and therefore the number was changed to read:

174-18511-01

If we get a further modification of this part, and we hope not, the number will then read: 174-18511-02 or 03

## 2. INTERCHANGEABLE PARTS:

These "10 digits" are divided into 2 sections of "5 digits" each.

These series ALWAYS start with the number "9" followed No. 1, 2, 3 or 4 plus 8 more numbers.

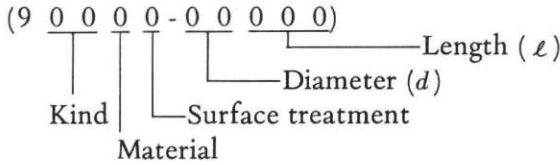
91000-00000 number is used for Bolts, Cotter-Pins, etc.

92000-00000 number is used for Screws, Nuts, etc.

93000-00000 number is used for Oil-Seals, O-Rings, Bearings, etc.

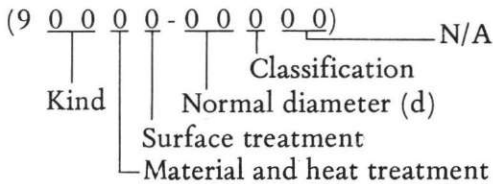
94000-00000 number is used for Tires, Rims, Spark-Plugs, etc.

2A) BOLT, PIN AND SCREW



Kind	Parts	Shape	Kind	Parts	Shape
11	Bolt		21	Screw, oval head	
12	Bolt		22	Screw, flat head	
13	Bolt		23	Screw, cylinder head	
14	Pin, cotter		24	Screw, crown head	
15	Pin, crevis		25	Screw, pan head	
16	Pin, spring		26	Screw, oval head	
18	Pin, dowel		27	Screw, flat head	

2B) NUT AND WASHERS



Kind	Class	Parts	Shape	Kind	Class	Parts	Shape
28	1	Nut		29	1	Washer, spring	
28	2	Nut		29	2	Washer, plain	
28	3	Nut		29	3	Washer, tooth	
28	5	Nut, slotted		29	4	Washer, tooth	
28	7	Nut, crown					

2C) OTHERS



Oil seal	93100-00000	Tire	94100-00000
"O" ring	93200-00000	Tube	94200-00000
Bearing	93300-00000	Band, rim	94300-00000
Circlip	93400-00000	Rim	94400-00000
Ball	93500-00000	Chain	94500-00000
Pin, dowel B	93600-00000	Joint, chain	94600-00000
Grease nipple	93700-00000	Plug, spark	94700-00000

\*\* In addition to the "10 digits" that we have mentioned above, we have 2 more digits that must be included in the part number whenever these is a COLOR part involved. The IBM COLOR CHART consists of the following numbers:

00-00000-00-22	Candy Red	00-00000-00-24	Light Vermilion (Red)
00-00000-00-25	Orange Yellow	00-00000-00-33	Deep Black
		00-00000-00-35	Silver
00-00000-00-44	Candy Blue (new)	00-00000-00-81	Primer

\*\* PLEASE do not fail to include this color number when ordering painted parts. Color code numbers available for model are as follows:

MODEL YAS1/YAS1C

Code No.	Color	Application
22	Candy Red	
33	Yamaha Black	
44	Candy Blue	
51	Pearl Ivory	
81	Primer	

3. DIMENSIONS: All dimensions are given in millimeters with the exception of steel balls which are given in inches.

4. KEY TO SYMBOLS:

- R.H. . . . . Right hand side (viewed from the rider's seat facing forward)
- L.H. . . . . Left hand side (viewed from the rider's seat facing forward)
- S.R. . . . . Suggested retail price
- U.R. . . . . Use size (thickness) and/or numbers as required.
- ⊙ . . . . . Painted parts
- ☆ . . . . . Government inspected parts
- △ . . . . . Not supplied as a single part
- S . . . . . Indicates "S" shaped circlip
- E . . . . . Indicates "E" shaped circlip
- R . . . . . Indicates "R" shaped circlip
- T . . . . . Number of teeth in a gear
- V . . . . . Voltage for lightbulbs
- W . . . . . Wattage for lightbulbs
- L . . . . . Length
- S . . . . . "S" type oil seal
- SD . . . . . "SD" type oil seal
- SO . . . . . "SO" type oil seal
- SW . . . . . "SW" type oil seal

5. COMPONENT PARTS: Component parts of an assembly are preceded by a dot (.) such as:

KICK CRANK ASSEMBLY

- . Washer, spring)
- . Lever, kick ) Component parts
- . Pin )

Component parts which are mounted on either side of the motorcycle are listed in the following sequence:

1. Parts mounted on "LEFT SIDE" are listed first.
2. Parts mounted on "RIGHT SIDE" are listed second.
3. Parts mounted on "EITHER SIDE" are listed next to the above parts.
4. Parts which are mounted ONLY on one side of the motorcycle will be so indicated under the "REMARKS" column.

We urge all our dealers to please be very careful when ordering parts that have the "10-digit" system, since the misprinting of just one number will most certainly change the whole part number and consequently the dealer will receive the wrong part.

We will do our very best to avoid any possible misshipments, and your cooperation in this matter will be greatly appreciated.

We sincerely hope that these "helpful hints" will help you tremendously, but if at any have any doubts, do not hesitate to contact us.



# CONTENTS

## ENGINE

Fig. 1	Crank Case .....	1
Fig. 2	Crank Case Cover .....	3
Fig. 3	Crank Shaft & Piston .....	5
Fig. 4	Clutch .....	9
Fig. 5	Transmission Gear .....	11
Fig. 6	Shifter .....	13
Fig. 7	Kick .....	15
Fig. 8	Air Cleaner .....	17
Fig. 9	Carburetor .....	19
Fig. 10	Muffler .....	23
Fig. 11	Oil Pump .....	25
Fig. 12	A. C. Magnet Generator .....	29

## CHASSIS

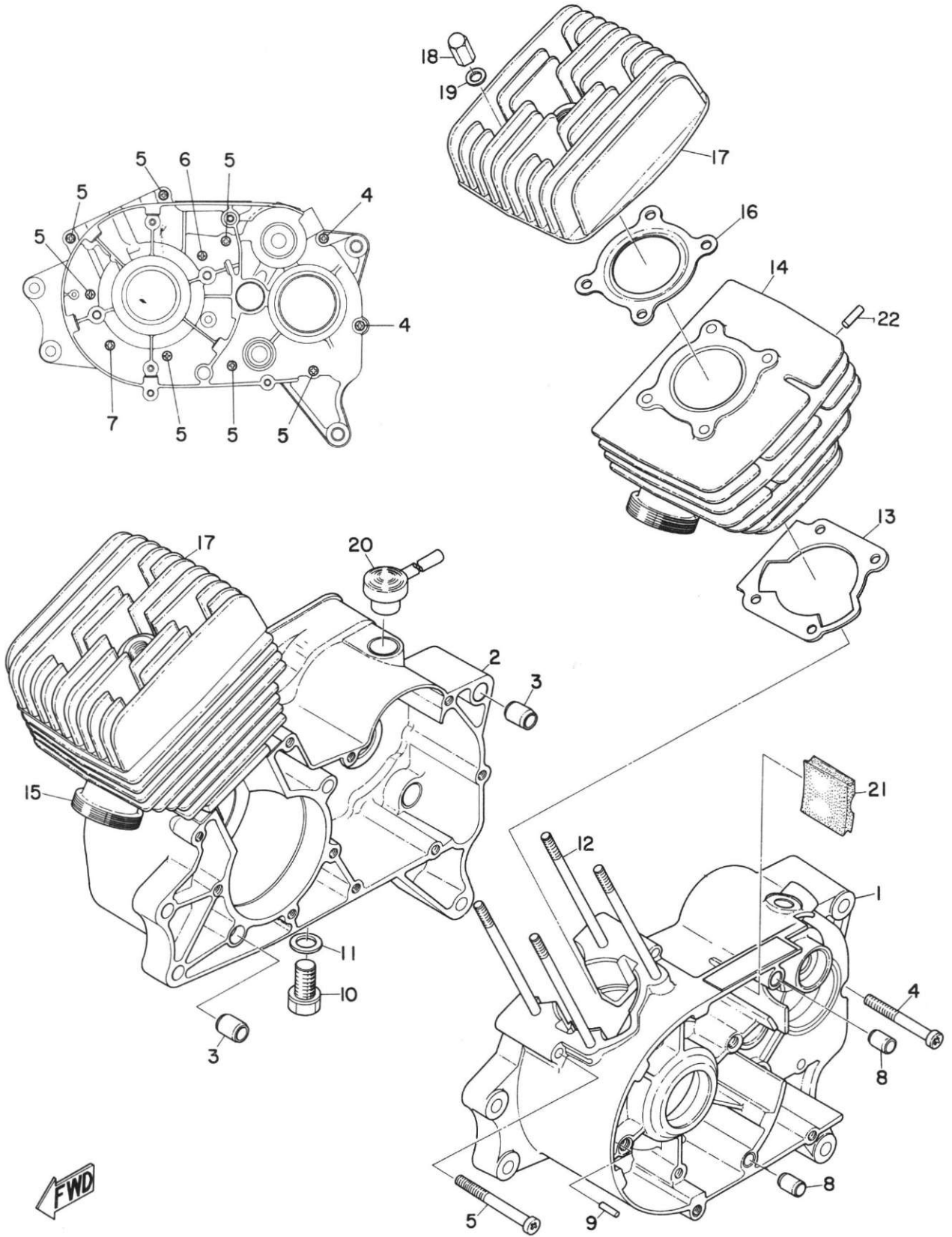
Fig. 13	Frame .....	33
Fig. 14	Rear Arm & Chain Case .....	37
Fig. 15	Stand, Foot Rest & Rear Brake Pedal .....	39
Fig. 16	Front Fork & Front Fender .....	41
Fig. 17	Handle & Wire .....	45
Fig. 18	Fuel Tank .....	49
Fig. 19	Oil Tank .....	51
Fig. 20	Seat & Carrier .....	53
Fig. 21	Front Wheel .....	55
Fig. 22	Rear Wheel .....	57
Fig. 23	Head Lamp & Speedometer .....	61
Fig. 24	Flasher Lamp & Tail Lamp .....	65
Fig. 25	Electrical .....	67

## NUMERICAL INDEX

# ENGINE



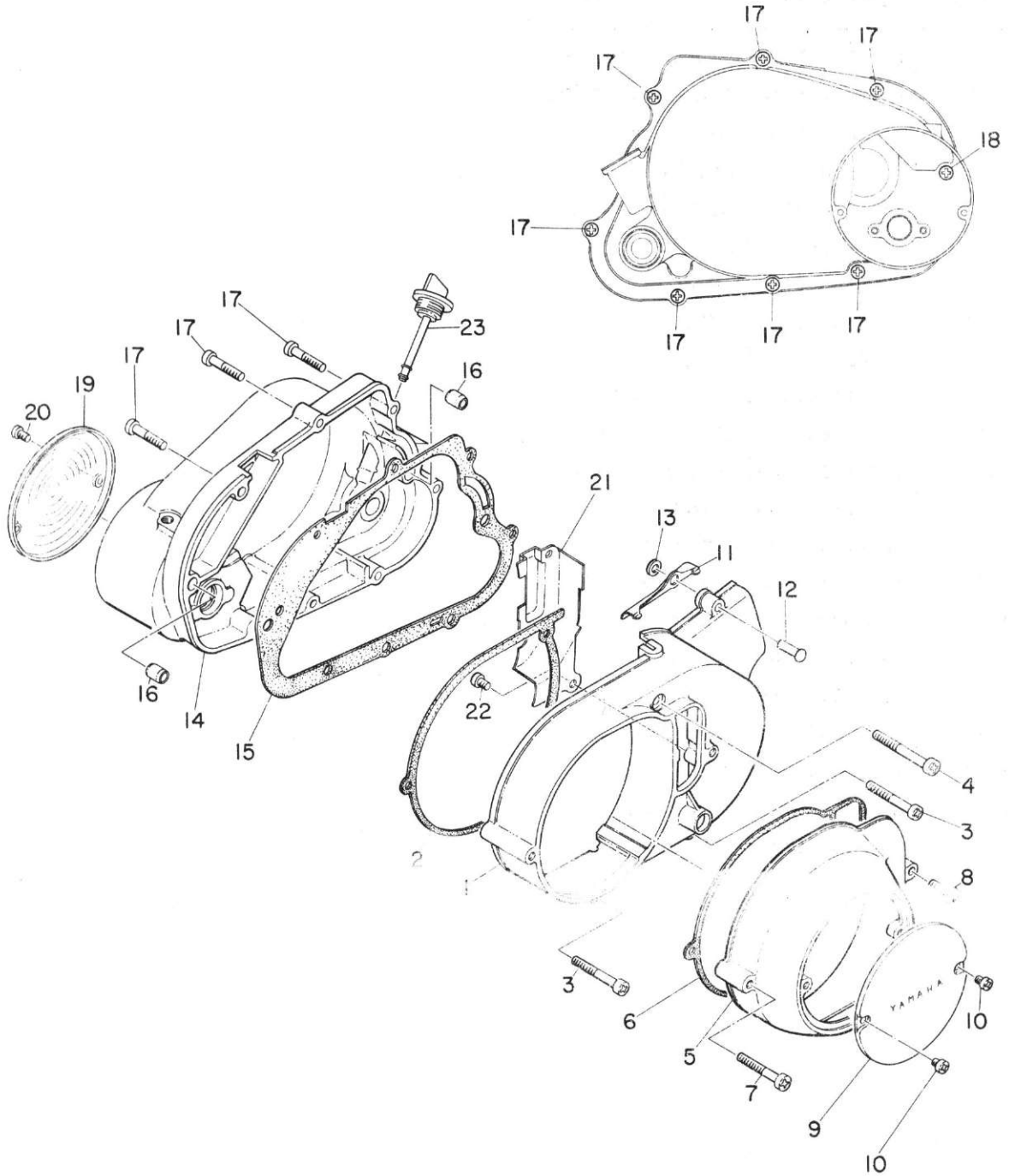
Fig. 1 CRANK CASE



# CRANK CASE

Ref No.	Parts No.	Parts Name	Description	Q'ty		S·R	Remarks
				YAS1	YAS1C		
1- 1	183-15111-00	CASE, crank (L.H)		1	1		
1- 2	183-15121-00	CASE, crank (R.H)		1	1		
1- 3	91810-08016	PIN, dowel	9.8-12-16	2	2		
1- 4	92501-06055	SCREW, pan head		2	2		
1- 5	92501-06060	SCREW, pan head		8	8		
1- 6	92501-06070	SCREW, pan head		1	1		
1- 7	92501-06080	SCREW, pan head		1	1		
1- 8	91810-03014	PIN, dowel	8.4-10-14	2	2		
1- 9	93603-14026	PIN, dowel	3-14	1	1		
1-10	132-15351-00	PLUG, drain		1	1		
1-11	132-15353-00	GASKET, drain plug	12.5-19-1.5	1	1		
1-12	122-11361-00	BOLT, cylinder holding		8	8		
1-13	183-11351-00	GASKET, cylinder		2	2		
1-14	183-11311-01	CYLINDER (L.H)		1	1		
1-15	183-11321-01	CYLINDER (R.H)		1	1		
1-16	183-11181-00	GASKET, syylinder head		2	2		
1-17	183-11111-00	HEAD, cylinder		2	2		
1-18	126-11171-60	NUT, cylinder holding		8	8		
1-19	92901-06200	WASHER, plain		8	8		
1-20	132-15371-00	BREATHER		1	1		
1-21	241-15357-00	GROMMET		1	1		
1-22	93602-10061	PIN, dowel	2-9.8	2	2		

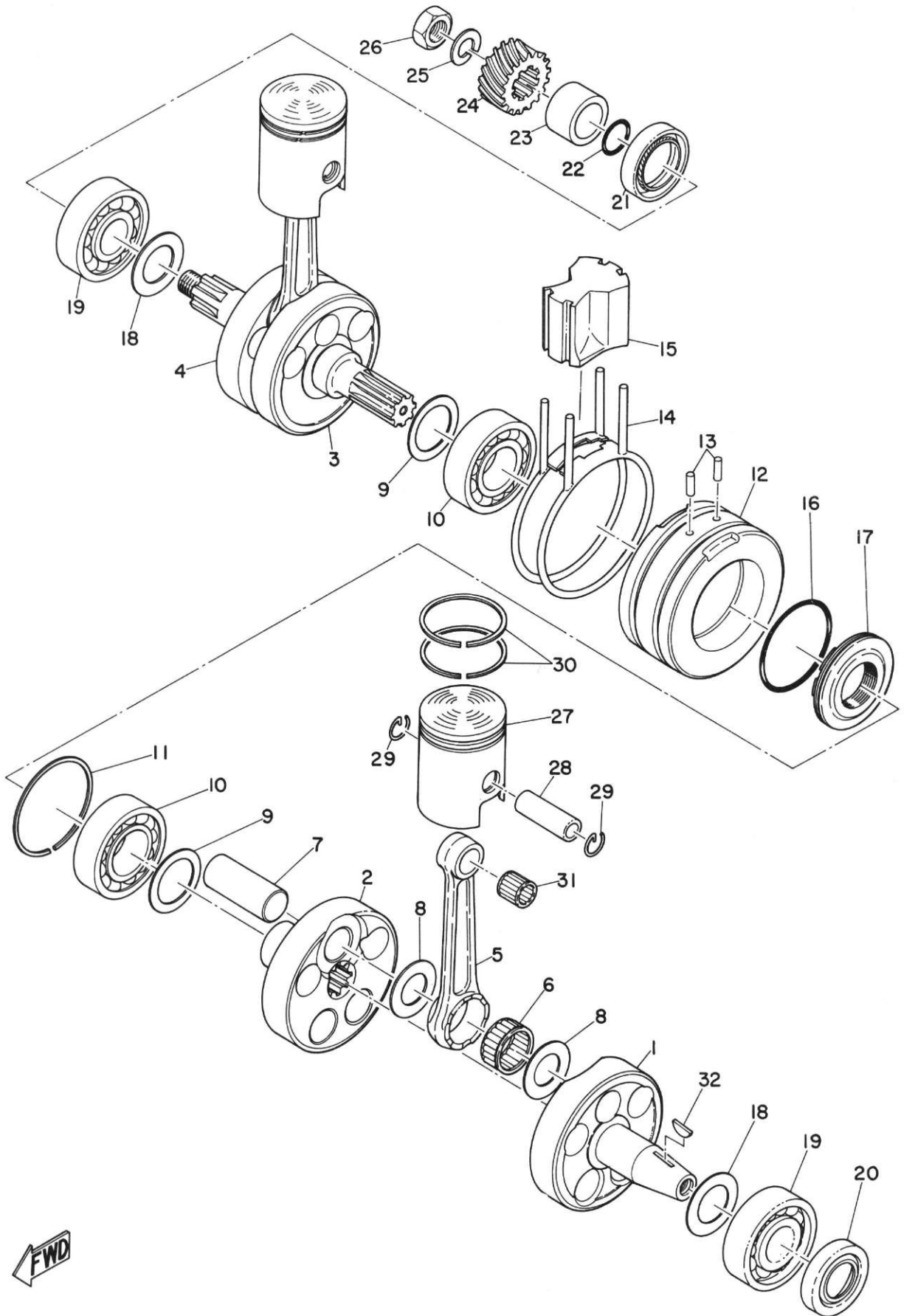
Fig. 2 CRANKCASE COVER



# CRANKCASE COVER

Ref No.	Parts No.	Parts Name	Description	Q'ty		S·R	Remarks
				YAS1	YAS1C		
2- 1	183-15411-00	COVER, crank case (L.H)		1	1		
2- 2	183-15461-00	GASKET, generator cover (L.H)		1	1		
2- 3	92501-06045	SCREW, pan head		2	2		
2- 4	92501-06055	SCREW, pan head		1	1		
2- 5	183-15425-00	COVER, generator (2)		1	1		
2- 6	183-15465-00	GASKET, generator cover (2)		1	1		
2- 7	92501-06040	SCREW, pan head		1	1		
2- 8	92501-06020	SCREW, pan head		1	1		
2- 9	164-15415-00	COVER, generator (1)		1	1		
2-10	92501-04005	SCREW, pan head		2	2		
2-11	183-15418-01	COVER, chain case		1	1		
2-12	183-15448-00	RIVET		1	1		
2-13	92901-06200	WASHER, plain		1	1		
2-14	183-15421-00	COVER, crank case (R.H)		1	1		
2-15	132-15451-00	GASKET, crank case cover (R.H)		1	1		
2-16	91810-03014	PIN, dowel		2	2		
2-17	92501-06030	SCREW, pan head		7	7		
2-18	92501-06040	SCREW, pan head		1	1		
2-19	132-15416-00	COVER, oil pump		1	1		
2-20	92501-04010	SCREW, pan head		2	2		
2-21	174-18428-00	SEAL, dust		1	1		
2-22	92501-06008	SCREW, pan head		2	2		
2-23	174-15363-00	PLUG, oil		1	1		

Fig. 3 CRANK SHAFT & PISTON

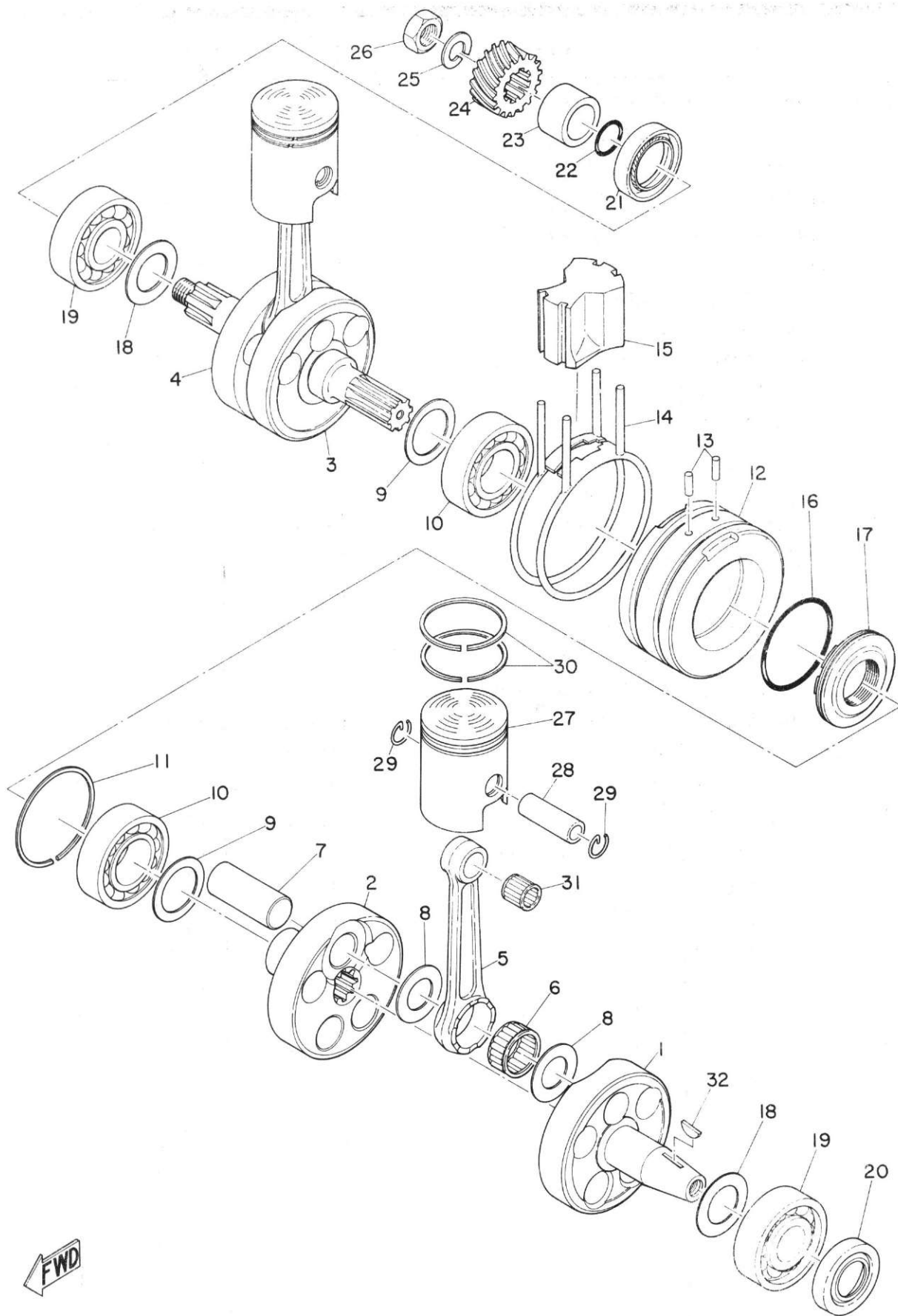


# CRANK SHAFT & PISTON

Ref No.	Parts No.	Parts Name	Description	Q'ty		S·R	Remarks
				YAS1	YAS1C		
3- 0-1	218-11400-00	CRANK ASS'Y		1			
3- 1	183-11412-02	. CRANK 1 (L.H)		1	1		
3- 2	132-11422-03	. CRANK 1 (R.H)		1	1		
3- 3	132-11432-03	. CRANK 2 (L.H)		1	1		
3- 4	183-11442-02	. CRANK 2 (R.H)		1	1		
3- 5	183-11651-00	. ROD, connecting		2	2		
3- 6	93310-41809	. BEARING		2	2		☆
3- 7	122-11681-00	. PIN, crank		2	2		
3- 8	132-11685-00	. WASHER, crank pin		4	4		
3- 9	132-11561-00	. SHIM, crank inside	25.5-35-0.3	2	2		
3-10	93306-20504	. BEARING	6205C3	2	2		☆
3-11	93450-52010	. CIRCLIP	52φ	1	1		
3-12	132-11511-02	. COVER, crank		1	1		
3-13	93604-18058	. PIN, dowel	4-17.8	2	2		
3-14	183-11512-00	. SEAL, crank cover		2	2		
3-15	183-11541-00	. METAL, filler		1	1		
3-16	93210-48045	. O-RING	1.8-48	1	1		
3-17	132-11515-01	. SEAL, labyrinth		1	1		
3-18	136-11561-00	SHIM, crank outside		2	2		
3-19	93306-30403	BEARING	6304C3	2	2		☆
3-20	93102-20010	OIL SEAL	SD-20-40-8	1	1		
3-21	93103-28011	OIL SEAL	SW-28-40-8	1	1		
3-22	93210-18023	O-RING	1.2-17.6	1	1		
3-23	183-16136-00	COLLAR, distance		1	1		
3-24	183-16111-00	GEAR, primary drive	19T	1	1		
3-25	92901-12100	WASHER, spring		1	1		
3-26	137-16377-00	NUT, clutch boss		1	1		
3-27	183-11631-02	PISTON		2	2		
	183-11631-12	PISTON (1st o. s)	0.25mm	2	2		
	183-11631-22	PISTON (2nd o. s)	0.5mm	2	2		
3-28	183-11633-00	PIN, piston		2	2		
3-29	132-11634-00	CLIP, piston pin		4	4		
3-30	183-11601-00	PISTON RING SET		2s	2s		



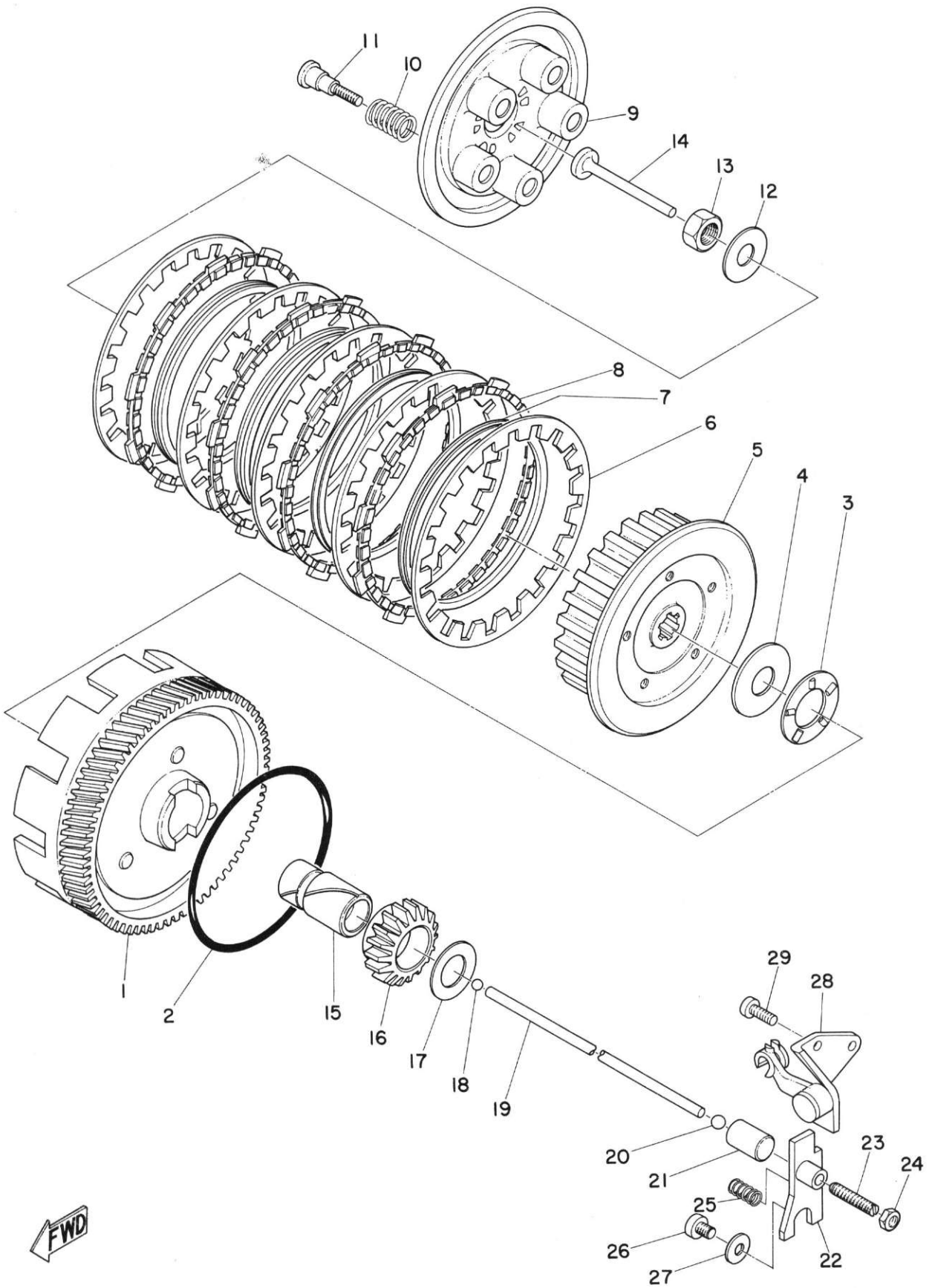
Fig. 3 CRANK SHAFT & PISTON



# CRANK SHAFT & PISTON

Ref No.	Parts No.	Parts Name	Description	Q'ty		S·R	Remarks
				YAS1	YAS1C		
	183-11601-10	PISTON RING SET (1st o. s)	0.25mm	2s	2s		
	183-11601-20	PISTON RING SET (2nd o. s)	0.5mm	2s	2s		
3-31	93310-11201	BEARING		2	2		☆
3-32	146-11545-00	KEY, woodruff		1	1		

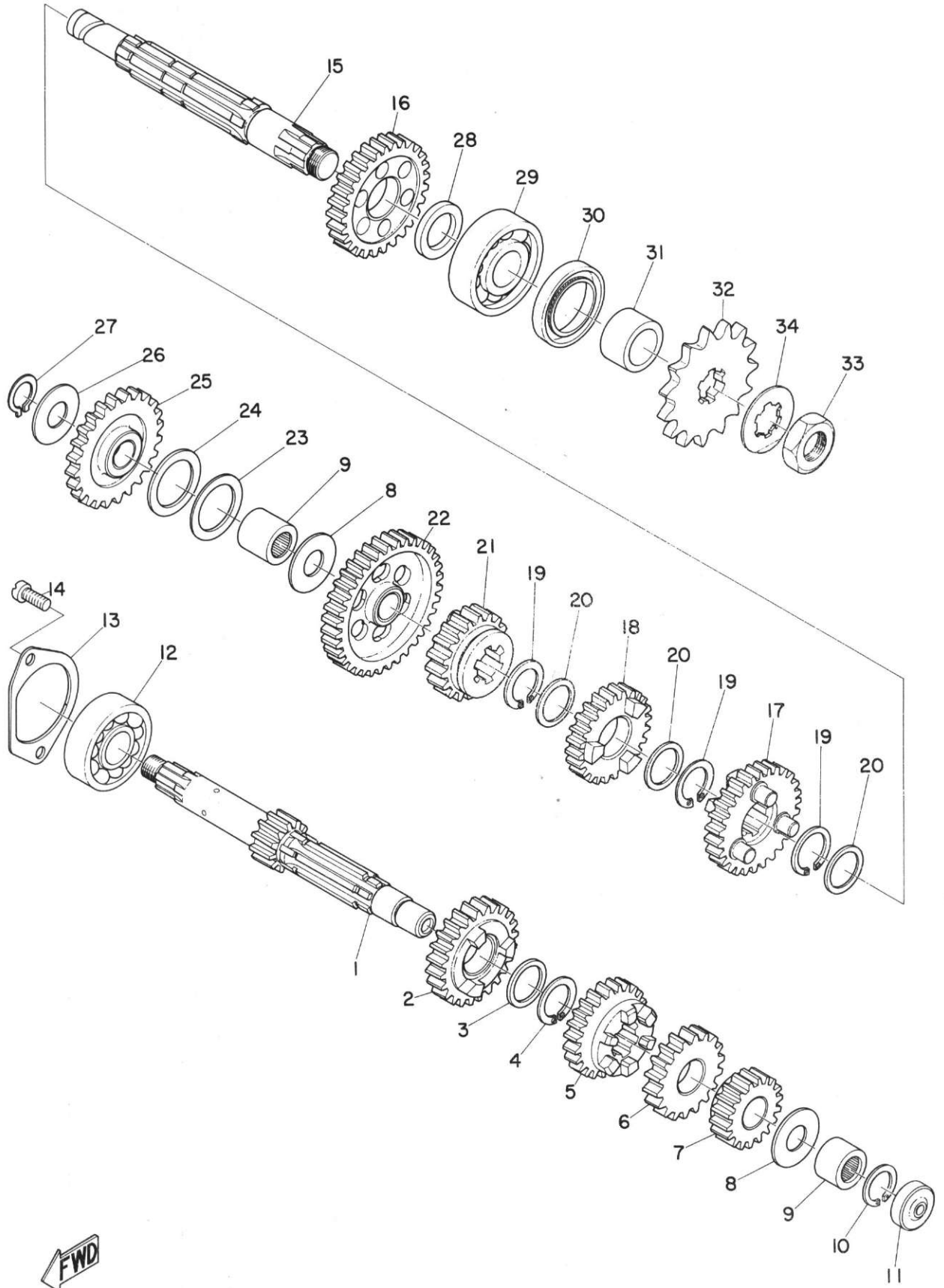
Fig. 4 CLUTCH



# CLUTCH

Ref No.	Parts No.	Parts Name	Description	Q'ty		S·R	Remarks
				YAS1	YAS1C		
4- 0-1	183-16301-00	CLUTCH ASS'Y		1	1		
4- 1	183-16150-00	. PRIMARY DRIVEN GEAR COMP.		1	1		
4- 2	132-16369-00	. RING, friction		1	1		
4- 3	93341-22302	. BEARING, thrust		1	1		☆
4- 4	132-16154-00	. PLATE, thrust	17.2-37-2.0	1	1		
4- 5	132-16371-01	. BOSS, clutch		1	1		
4- 6	137-16324-00	. PLATE, clutch		5	5		
4- 7	137-16367-00	. RING, clutch		4	4		
4- 8	132-16321-00	. PLATE, friction		4	4		
4- 9	132-16351-00	. PLATE, pressure		1	1		
4-10	137-16333-00	. SPRING, clutch		5	5		
4-11	137-16337-00	. SCREW, spring		5	5		
4-12	137-16378-00	WASHER, clutch		1	1		
4-13	137-16377-00	NUT, clutch boss		1	1		
4-14	137-16356-00	ROD, push 1		1	1		
4-15	183-16181-00	SPACER	17-23-44.25	1	1		
4-16	132-15631-00	GEAR, kick pinion	19T	1	1		
4-17	122-16164-00	PLATE, thrust	17.2-30-2.0	1	1		
4-18	93501-04004	BALL	1/4"	1	1		☆
4-19	183-16357-00	ROD, push 2	183.5	1	1		
4-20	93505-16006	BALL	5/16"	1	1		☆
4-21	174-16348-00	CROWN, push		1	1		
4-22	174-16362-00	LEVER, push		1	1		
4-23	164-16343-00	SCREW, adjusting		1	1		
4-24	92801-06300	NUT		1	1		
4-25	174-16365-00	SPRING, return		1	1		
4-26	92501-06008	SCREW, pan head		1	1		
4-27	184-16359-00	WASHER, push lever		1	1		
4-28	174-16340-00	PUSH LEVER ASS'Y 1		1	1		
4-29	92501-06015	SCREW, pan head		3	3		

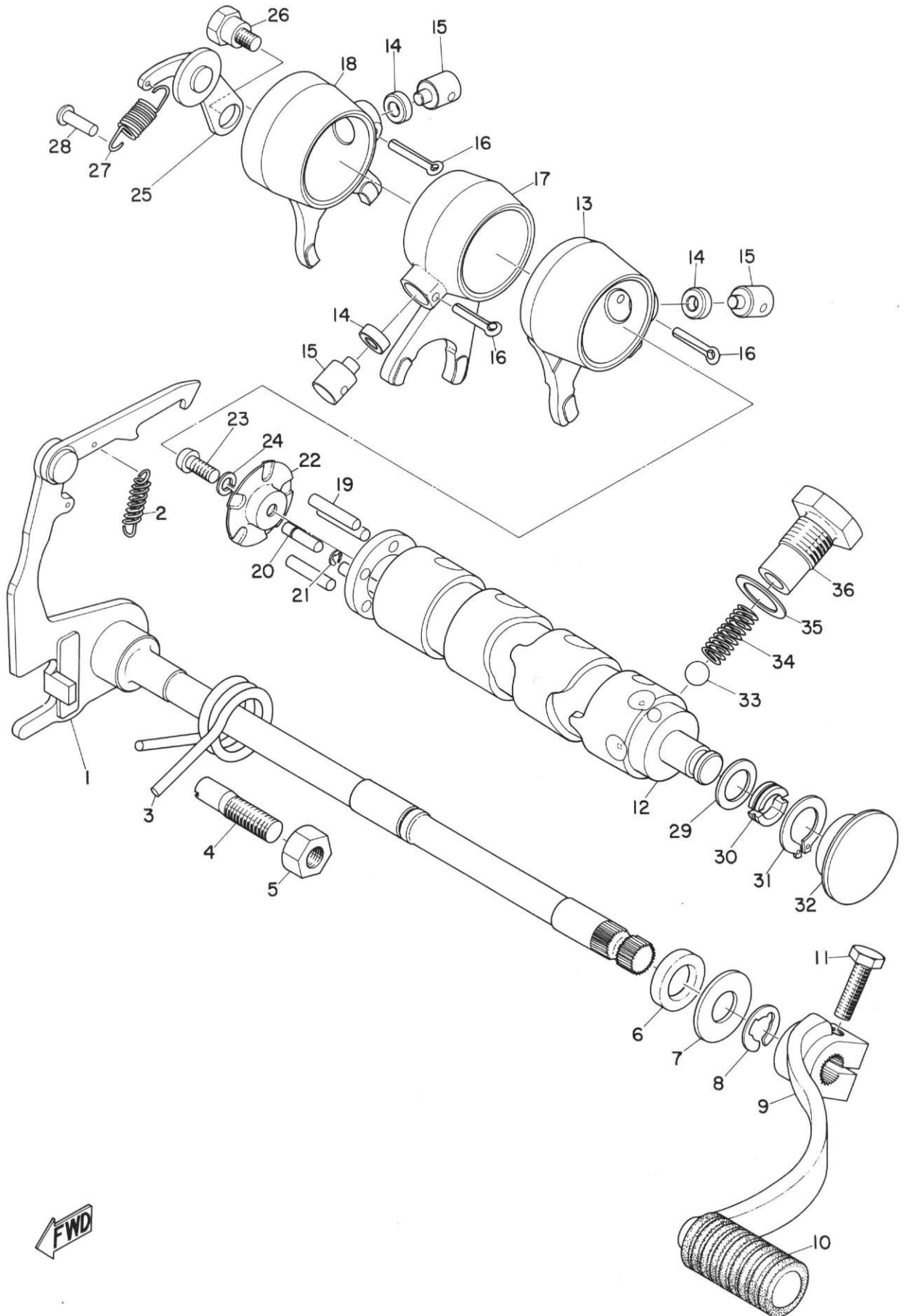
Fig. 5 TRANSMISSION GEAR



# TRANSMISSION GEAR

Ref No.	Parts No.	Parts Name	Description	Q'ty		S·R	Remarks
				YAS1	YAS1C		
5- 0-1	183-17401-00	MAIN AXLE ASS'Y		1	1		
5- 1	183-17411-00	. AXLE, main	11T	1	1		
5- 2	183-17151-00	. GEAR, 5th pinion	25T	1	1		
5- 3	132-17216-00	. WASHER, gear hold	20-25-1.0	1	1		
5- 4	132-17414-00	. CLIP, main axle		1	1		
5- 5	183-17141-00	. GEAR, 4th pinion	22T	1	1		
5- 6	183-17131-00	. GEAR, 3rd pinion	20T	1	1		
5- 7	183-17121-01	. GEAR, 2nd pinion	16T	1	1		
5- 8	164-17427-00	SHIM, drive axle	15.2-30- 0.6, 0.8, 1.0	2	2		
5- 9	93315-31501	BEARING		2	2		☆
5-10	93450-22012	CIRCLIP		1	1		
5-11	132-15389-00	SEAL, push rod		1	1		
5-12	93306-30301	BEARING	6303	1	1		☆
5-13	132-17471-00	PLATE, bearing cover		1	1		
5-14	92501-06015	SCREW, pan head		2	2		
5- 0-2	183-17402-00	DRIVE AXLE ASS'Y		1	1		
5-15	183-17421-00	. AXLE, drive		1	1		
5-16	183-17221-01	. GEAR, 2nd wheel	29T	1	1		
5-17	183-17231-00	. GEAR, 3rd wheel	26T	1	1		
5-18	183-17241-00	. GEAR, 4th wheel	23T	1	1		
5-19	132-17414-00	. CLIP, main axle		3	3		
5-20	132-17216-00	. WASHER, gear hold		3	3		
5-21	183-17251-00	. GEAR, 5th wheel	21T	1	1		
5-22	183-17211-00	. GEAR, 1st wheel	35T	1	1		
5-23	131-15653-00	WASHER, plain	15.3-22-1.0	1	1		
5-24	131-15643-00	WASHER, wave		1	1		
5-25	183-15651-00	GEAR, kick idle	28T	1	1		
5-26	164-17427-00	SHIM, drive axle	15.2-30-1.0	1	1		
5-27	93410-15005	CIRCLIP	S15	1	1		
5-28	248-17429-00	SPACER	20-30-3	1	1		
5-29	93306-30401	BEARING	6304	1	1		☆
5-30	93102-28021	OIL SEAL	SD-28-44-7	1	1		
5-31	102-17462-00	COLLAR, distance	20-28-14.4	1	1		
5-32	174-17461-40	SPROCKET, drive	14T	1	1		
	174-17461-50	SPROCKET, drive	15T	1	1		STD.
	174-17461-60	SPROCKET, drive	16T	1	1		
5-33	102-17463-00	NUT, sprocket		1	1		
5-34	102-17464-00	WASHER, sprocket		1	1		

# Fig. 6 SHIFTER



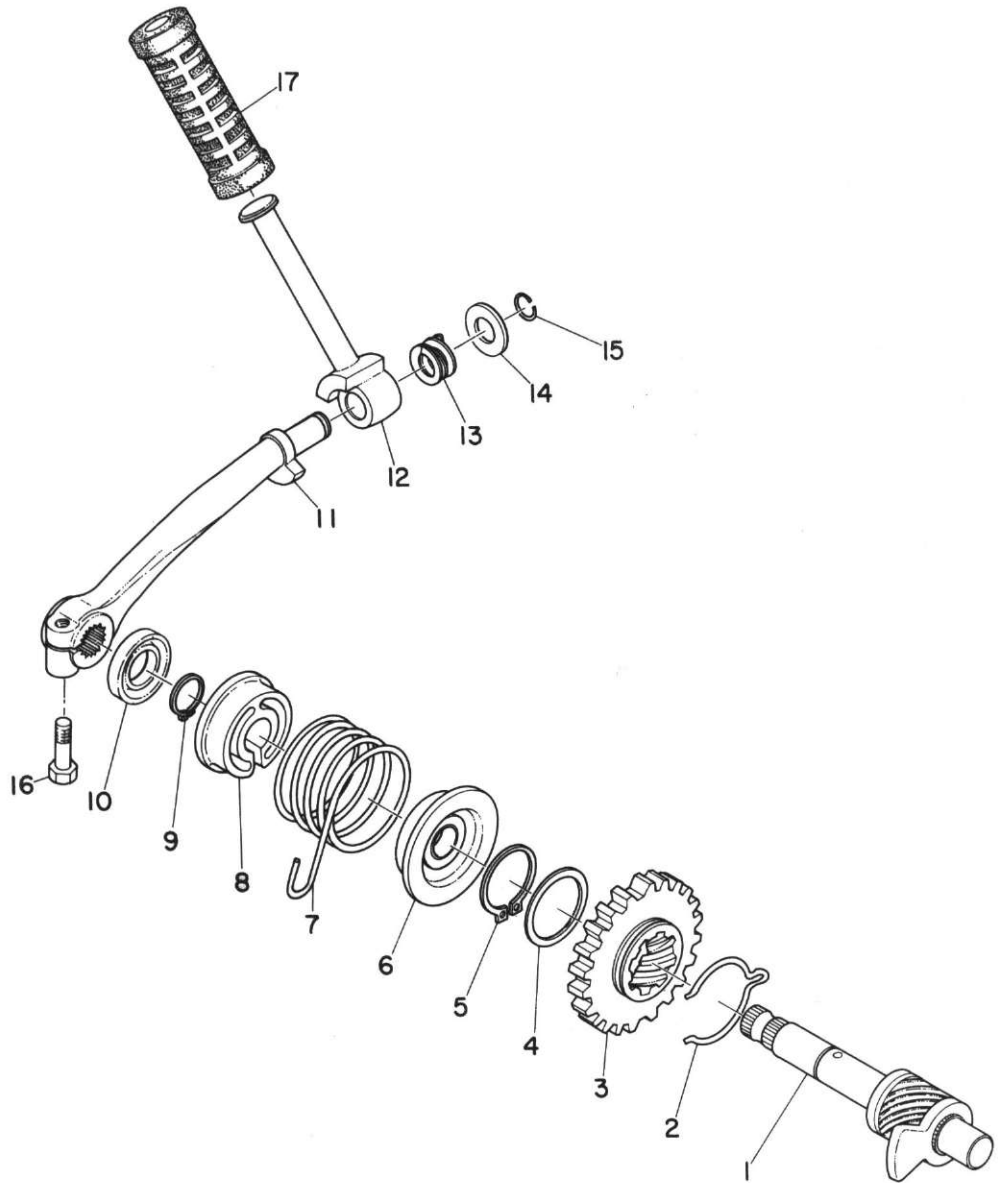
**FWD**

# SHIFTER

Ref No.	Parts No.	Parts Name	Description	Q'ty		S·R	Remarks
				YAS1	YAS1C		
6- 1	183-18101-00	CHANGE SHAFT ASS'Y		1	1		
6- 2	132-18123-00	SPRING, shift arm		1	1		
6- 3	132-18124-00	SPRING, shaft return		1	1		
6- 4	132-18133-00	SCREW, adjusting		1	1		
6- 5	92801-08100	NUT		1	1		
6- 6	93101-12004	OIL SEAL	S-12-22-5	1	1		
6- 7	132-18137-00	WASHER, change axle	12.1-26-1.6	1	1		
6- 8	93430-10016	CIRCLIP	E10	1	1		
6- 9	183-18111-01	PEDAL, change		1	1		
6-10	132-18113-01	COVER, change pedal		1	1		
6-11	91201-06020	BOLT		1	1		
6- 0-1	183-18500-00	SHIFTER ASS'Y		1	1		
6-12	183-18541-00	. CAM, shift		1	1		
6-13	183-18511-00	. FORK, shift 1		1	1		
6-14	164-18551-00	. ROLLER, cam follower		3	3		
6-15	164-18552-00	. PIN, cam follower		3	3		
6-16	91401-25018	. PIN, cotter		3	3		
6-17	183-18512-00	. FORK, shift 2		1	1		
6-18	183-18513-00	. FORK, shift 3		1	1		
6-19	93604-22050	. PIN, dowel	4-21.8	4	4		
6-20	174-18544-00	. PIN, locating		1	1		
6-21	93430-03014	. CIRCLIP	E2.5	1	1		
6-22	164-18561-00	. PLATE, side		1	1		
6-23	92501-05012	. SCREW, pan head		1	1		
6-24	92901-05100	. WASHER, spring		1	1		
6-25	132-18140-00	STOPPER LEVER ASS'Y		1	1		
6-26	132-18177-00	BOLT, stopper		1	1		
6-27	132-18143-00	SPRING, stopper		1	1		
6-28	132-16346-00	HOOK, spring		1	1		
6-29	164-18572-00	WASHER, plain	12.1-18-1.0	1	1		
6-30	164-18571-00	HOLDER, shift cam		2	2		
6-31	93440-15012	CIRCLIP	15φ	1	1		
6-32	132-18533-01	PLUG, brind		1	1		
6-33	93505-16006	BALL	5/16"	1	1		☆
6-34	174-18558-00	SPRING, neutral		1	1		
6-35	137-15353-00	GASKET	14.5-21-1.5	1	1		
6-36	174-18578-00	SCREW, spring		1	1		



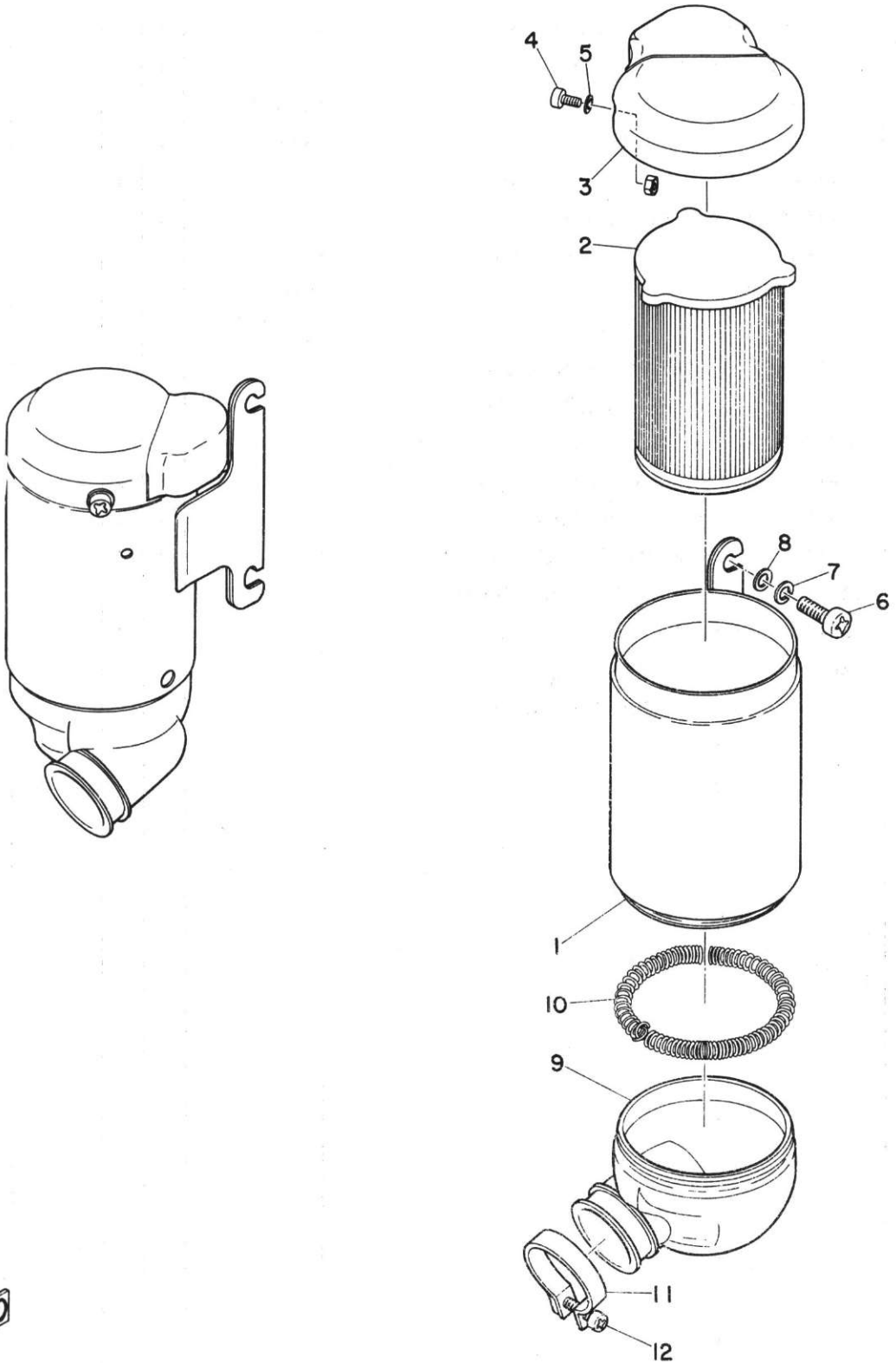
Fig. 7 KICK



# KICK

Ref No.	Parts No.	Parts Name	Description	Q'ty		S·R	Remarks
				YAS1	YAS1C		
7- 1	180-15660-00	KICK AXLE ASS'Y		1	1		
7- 2	180-15687-00	CLIP, kick roller		1	1		
7- 3	180-15641-00	GEAR, kick	28T	1	1		
7- 4	117-15644-00	SHIM	25.1-32-1.9	1	1		
7- 5	93410-25017	CIRCLIP	S25	1	1		
7- 6	132-15664-00	GUIDE, kick spring		1	1		
7- 7	132-15665-00	SPRING, kick		1	1		
7- 8	132-15676-00	COVER, kick spring		1	1		
7- 9	93410-15005	CIRCLIP	S15	1	1		
7-10	93109-15001	OIL SEAL	SDO-15- 26-6	1	1		
7- 0-1	132-15610-01	KICK CRANK ASS'Y		1			
	178-15610-00	KICK CRANK ASS'Y			1		
7-11	132-15611-01	. CRANK, kick		1			△
	178-15611-00	. CRANK, kick			1		△
7-12	122-15612-01	. LEVER, kick		1	1		
7-13	132-15625-00	. SPRING, kick crank 1		1	1		
7-14	132-15615-00	. WASHER, kick lever		1	1		
7-15	132-15617-00	. CLIP, kick lever		1	1		
7-16	91201-06020	BOLT		1	1		
7-17	156-15618-01	COVER, kick lever		1	1		

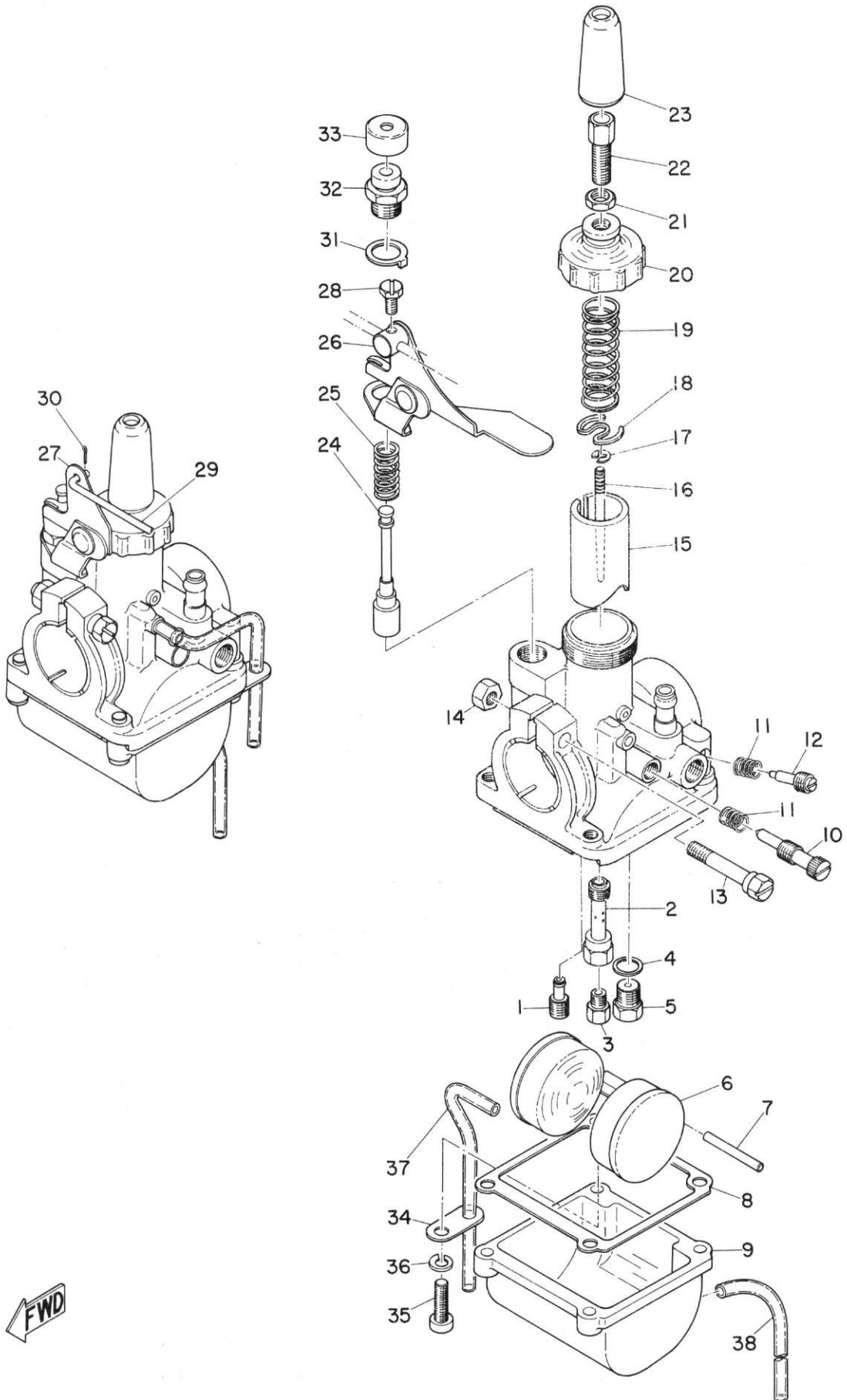
Fig. 8 AIR CLEANER



# AIR CLEANER

Ref No.	Parts No.	Parts Name	Description	Q'ty		S·R	Remarks
				YAS1	YAS1C		
8- 1	183-14411-00	CASE, air cleaner (L.H)		1	1		
	183-14421-00	CASE, air cleaner (R.H)		1	1		
8- 2	183-14451-00	ELEMENT, air cleaner		2	2		
8- 3	183-14412-00	CAP, case (L.H)		1	1		
	183-14422-00	CAP, case (R.H)		1	1		
8- 4	92501-05008	SCREW, pan head		2	2		
8- 5	92901-05200	WASHER, plain		2	2		
8- 6	92501-06015	SCREW, pan head		4	4		
8- 7	92901-06100	WASHER, spring		4	4		
8- 8	92901-06200	WASHER, plain		4	4		
8- 9	183-14453-00	JOINT, cleaner (L.H)		1	1		
	183-14463-00	JOINT CLEANER		1	1		
8-10	183-14456-00	BAND, cleaner joint		2	2		
8-11	102-14456-00	BAND 2		2	2		
8-12	92501-05020	. SCREW, pan head		2	2		

Fig. 9 CARBURETOR

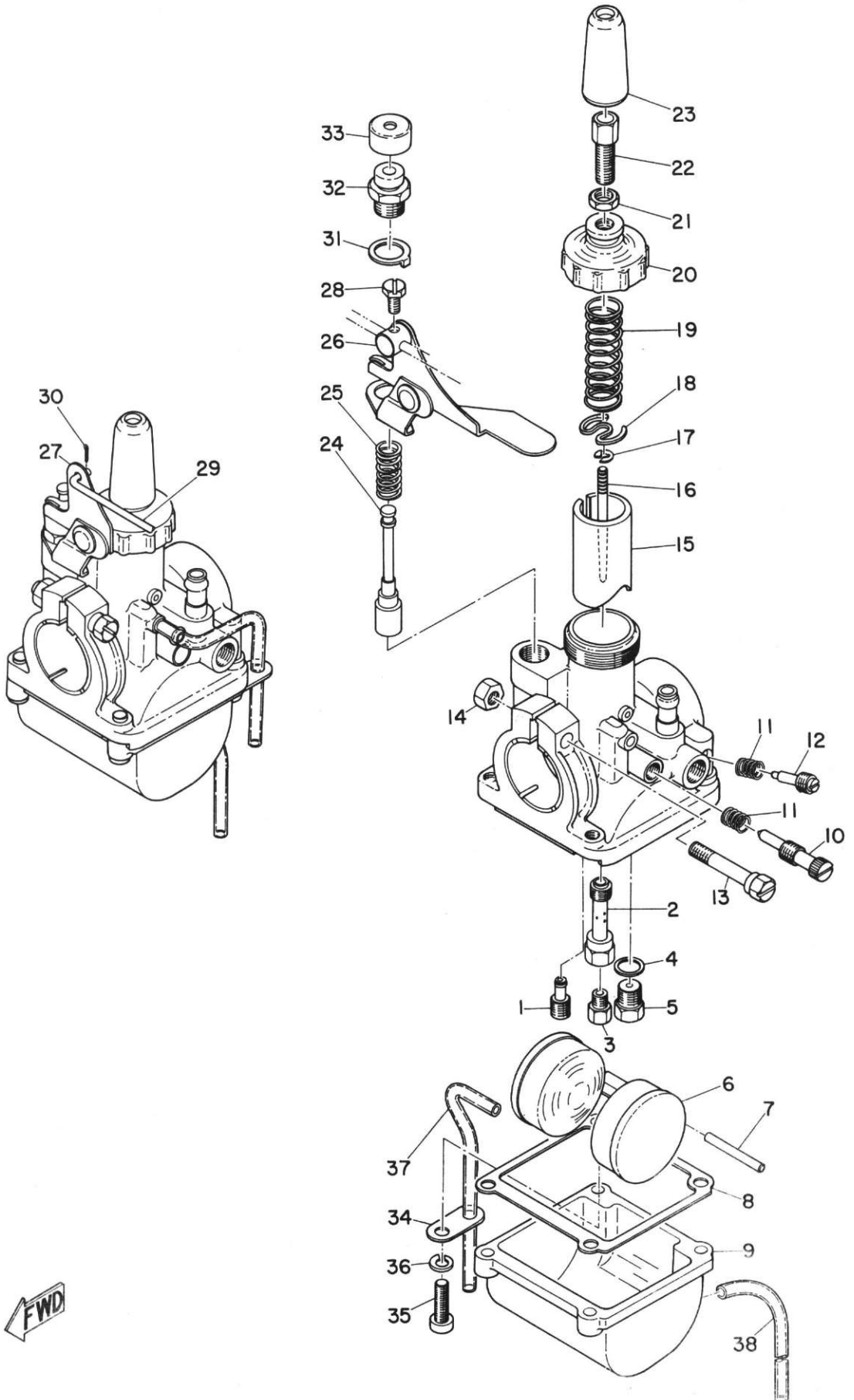


FWD

# CARBURETOR

Ref No.	Parts No.	Parts Name	Description	Q'ty		S·R	Remarks
				YAS1	YAS1C		
9- 0-1	183-14101-60	CARBURETOR ASS'Y (L. H)		1			
	218-14101-60	CARBURETOR ASS'Y (L. H)			1		
9- 0-2	183-14102-60	CARBURETOR ASS'Y (R. H)		1			
	218-14102-60	CARBURETOR ASS'Y (R. H)			1		
9- 1	127-14142-17	. JET, pilot	#17.5	2	2		
9- 2	164-14141-30	. NOZZLE, main	0-0	2	2		
9- 3	137-14143-16	. JET, main	#80	2	2		
	137-14143-17	. JET, main	#85	2	2		
	137-14143-18	. JET, main	#90	2	2		
	137-14143-20	. JET, main	#100	2	2		
	137-14143-22	. JET, main	#110	2	2		
	9- 4	127-14195-00	. WASHER, valve		2	2	
9- 5	127-14190-15	. VALVE SEAT ASS'Y	#1.5	2	2		
9- 6	164-14185-00	. FLOAT		2	2		
9- 7	137-14186-00	. PIN, float		2	2		
9- 8	164-14184-00	. GASKET, float chamber		2	2		
9- 9	174-14181-01	. BODY, float chamber		2	2		
9-10	174-14122-00	. SCREW, throttle		2	2		
9-11	174-14134-00	. SPRING, air adjusting		4	4		
9-12	174-14123-00	. SCREW, air adjusting		2	2		
9-13	127-14125-00	. SCREW, body fitting		2	2		
9-14	127-14164-00	. NUT, holding		2	2		
9-15	183-14112-20	. VALVE, throttle (L. H)	#2.0	1	1		
	183-14113-20	. VALVE, throttle (R. H)	#2.0	1	1		
9-16	156-14116-09	. NEEDLE	4D9-4	2	2		
9-17	164-14137-00	. CLIP		2	2		
9-18	174-14136-00	. SEAT, spring		2	2		
9-19	174-14131-01	. SPRING, throttle valve		2	2		
9-20	174-14158-01	. TOP, mixing chamber		2	2		
9-21	127-14161-00	. NUT, wire adjusting		2	2		
9-22	127-14124-23	. SCREW, wire adjusting		2	2		
9-23	174-14169-01	. CAP		2	2		
9-24	174-14171-00	. PLUNGER, starter		2	2		
9-25	132-14135-00	. SPRING, plunger		2	2		
9-26	183-14175-00	. LEVER, starter (L. H)		1	1		
9-27	183-14176-00	. LEVER, starter (R. H)		1	1		
9-28	132-14486-00	. SCREW, rod		1	1		
9-29	132-14177-00	. ROD, starter lever		1	1		

Fig. 9 CARBURETOR

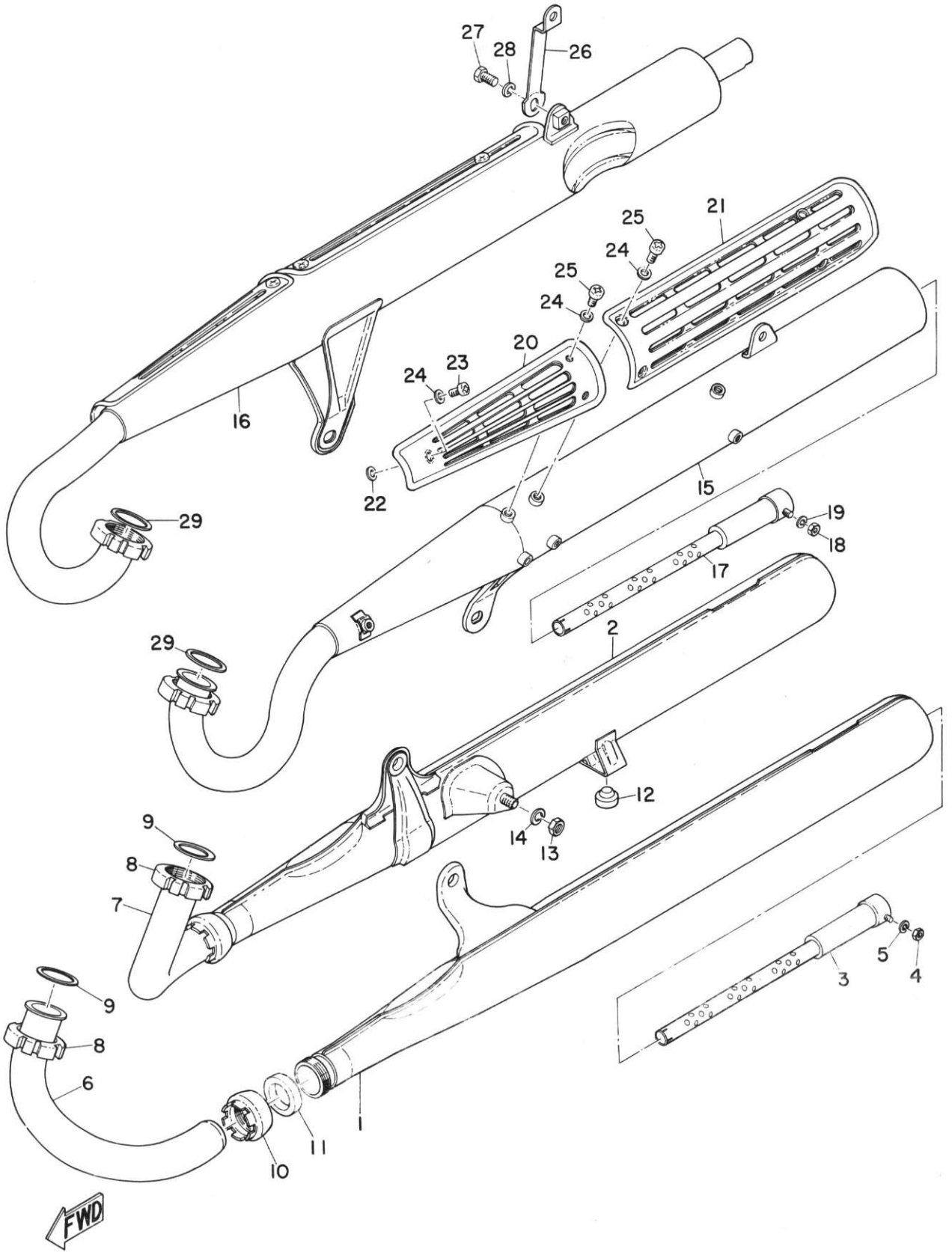


# CARBURETOR

Ref No.	Parts No.	Parts Name	Description	Q'ty		S·R	Remarks
				YAS1	YAS1C		
9-30	91401-12006	. PIN, cotter		1	1		
9-31	174-14178-00	. PLATE, starter lever		2	2		
9-32	132-14174-00	. CAP, plunger		2	2		
9-33	132-14173-00	. COVER, plunger cap		2	2		
9-34	132-14146-00	. PLATE		2	2		
9-35	92501-04015	. SCREW, pan head		8	8		
9-36	92901-04100	. WASHER, spring		8	8		
9-37	183-14197-01	. PIPE, air vent	L=220	2	2		
9-38	183-14196-00	. PIPE, overflow	L=160	2	2		



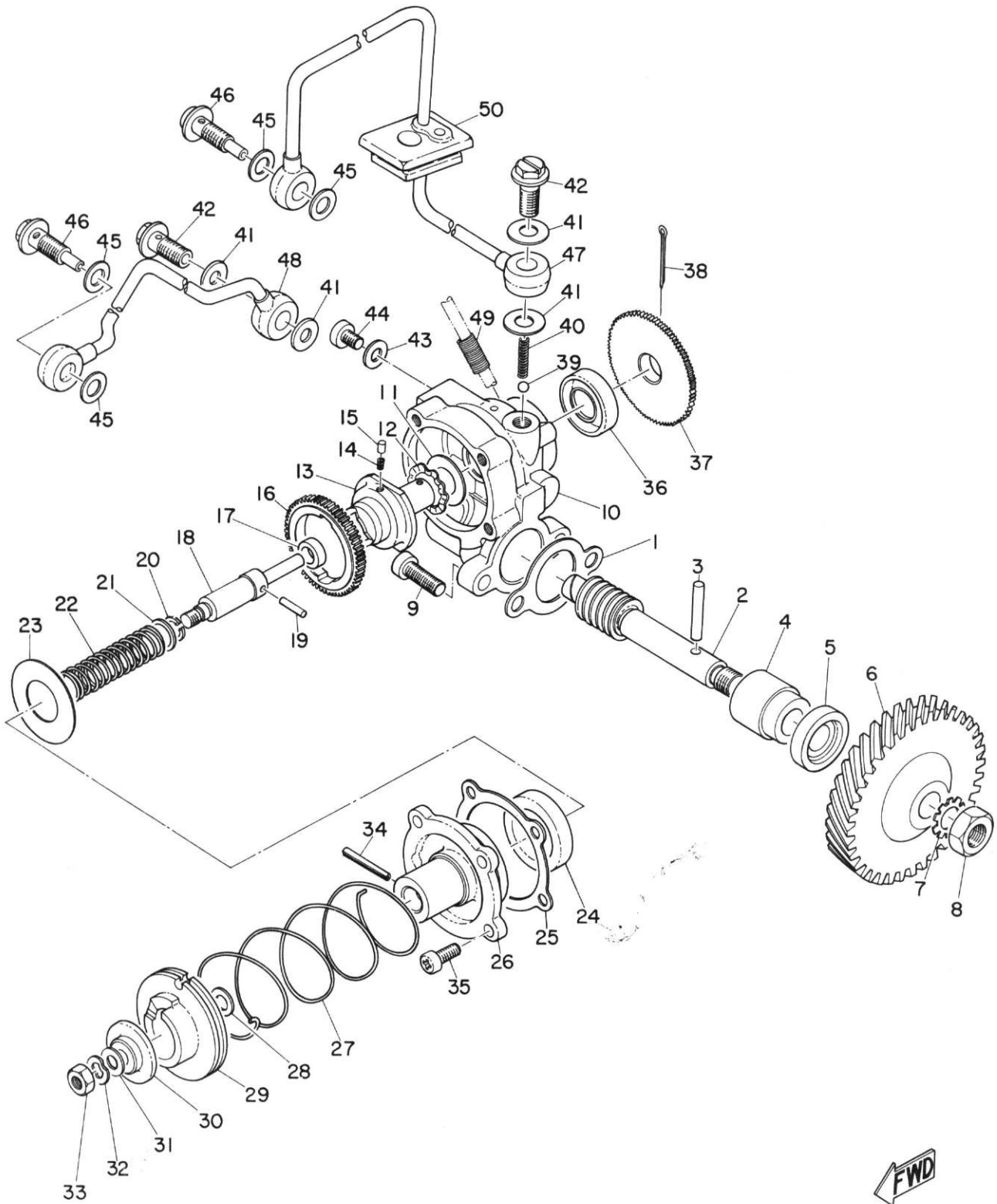
# Fig. 10 MUFFLER



# MUFFLER

Ref No.	Parts No.	Parts Name	Description	Q'ty		S·R	Remarks
				YAS1	YAS1C		
10- 1	217-14710-00	MUFFLER ASS'Y (L.H)		1			
10- 2	217-14720-00	MUFFLER ASS'Y (R.H)		1			
10- 3	201-14753-00	. SILENCER		2			
10- 4	92801-05100	. NUT		2			
10- 5	92901-05100	. WASHER, spring		2			
10- 6	183-14611-00	PIPE, exhaust (L.H)		1			
10- 7	183-14621-00	PIPE, exhaust (R.H)		1			
10- 8	122-14612-00	NUT, ring		2			
10- 9	132-14613-00	GASKET, exhaust pipe		2			
10-10	132-14713-00	NUT, muffler joint		2			
10-11	132-14714-00	GASKET, muffler joint		2			
10-12	102-27114-00	STOPPER, main stand		1			
10-13	92801-08100	NUT		2			
10-14	92901-08100	WASHER, spring		2			
10-15	218-14610-10	EXHAUST PIPE ASS'Y (L.H)			1		
10-16	218-14620-10	EXHAUST PIPE ASS'Y (R.H)			1		
10-17	201-14753-00	. SILENCER			2		
10-18	92801-05100	. NUT			2		
10-19	92901-05100	. WASHER, spring			2		
10-20	183-14718-30	PROTECTOR, muffler 1			2		
10-21	183-14728-30	PROTECTOR, muffler 2			2		
10-22	218-14766-10	WASHER, protector			2		
10-23	91903-06008	SCREW			12		
10-24	178-14766-00	WASHER, protector			14		
10-25	91903-06010	SCREW			2		
10-26	183-14771-30	STAY, muffler			2		
10-27	91203-08015	BOLT			2		
10-28	92901-08100	WASHER, spring			2		
10-29	132-14613-00	GASKET, exhaust pipe			2		

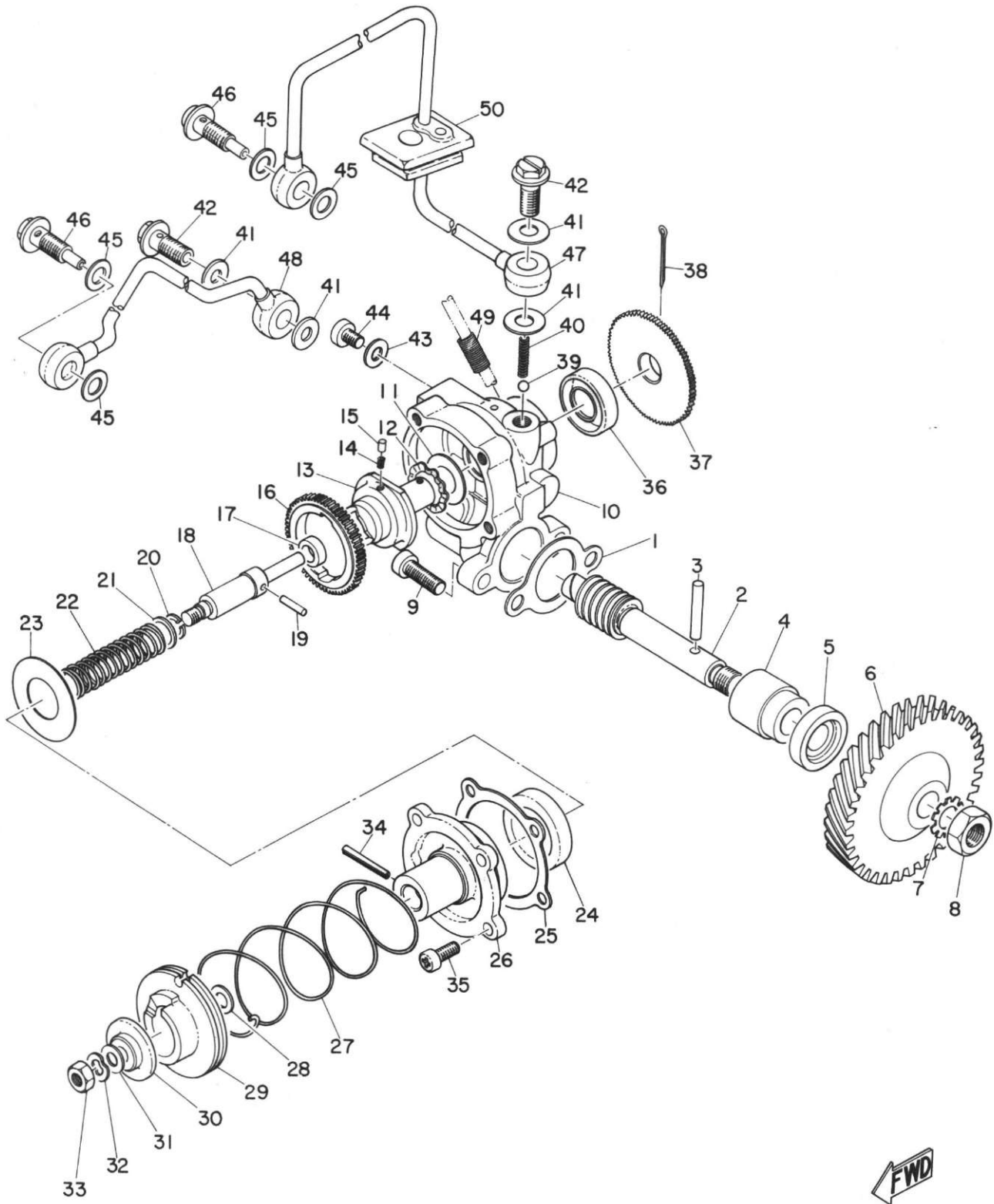
Fig. 11 OIL PUMP



# OIL PUMP

Ref No.	Parts No.	Parts Name	Description	Q'ty		S·R	Remarks
				YAS1	YAS1C		
11- 1	126-13116-00	GASKET, pump case		1	1		
11- 2	174-13175-00	SHAFT, worm		1	1		
11- 3	93603-22028	PIN, dowel	3-22	1	1		
11- 4	137-13176-00	METAL, worm shaft outer		1	1		
11- 5	93101-10002	OIL SEAL	S-10-22-7	1	1		
11- 6	132-13178-00	GEAR, drive	34T	1	1		
11- 7	92901-08400	WASHER, tooth		1	1		
11- 8	92801-08300	NUT		1	1		
11- 9	92501-05015	SCREW, pan head		2	2		
11- 0-1	183-13101-00	OIL PUMP ASS'Y		1	1		
11-10	156-13110-00	. PUMP CASE ASS'Y		1	1		△
11-11	137-13148-00	. PLATE, cam thrust	10.2-16.5 -0.3	1	1		
11-12	137-13129-00	. WASHER, wave		1	1		
11-13	156-13120-00	. DISTRIBUTOR ASS'Y		1	1		△
11-14	137-13125-00	. SPRING, pin return		2	2		
11-15	93602-04029	. PIN, dowel	2-3.5	2	2		
11-16	115-13124-60	. GEAR, worm wheel	55T	1	1		
11-17	93104-04001	. OIL SEAL	SO-4-9-3	1	1		
11-18	137-13131-00	. PLUNGER		1	1		△
11-19	93603-12030	. PIN, PLUNGER	2.5-11.8	1	1		
11-20	93440-08001	. CIRCLIP	8φ	1	1		
11-21	137-13134-00	. SEAT, spring	8.2-10.5-0.5	1	1		
11-22	137-13135-00	. SPRING, plunger return		1	1		
11-23	137-13127-00	. PLATE, worm wheel	14.5-28.5 -0.5	1	1		
11-24	93104-14004	. OIL SEAL	SO-14-25-5	1	1		
11-25	137-13142-00	. GASKET, pump case cover		1	1		
11-26	137-13141-00	. COVER, pump case		1	1		△
11-27	156-13145-00	. SPRING, adjust pulley		1	1		
11-28	137-13137-00	. SHIM, plunger	5.8-10-0.1	1	1		
11-29	132-13144-00	. PULLEY, adjusting		1	1		
11-30	137-13138-00	. PLATE, adjusting		1	1		
11-31	137-13147-00	. SHIM 2	5.8-10-0.1	1	1		
11-32	137-13136-00	. WASHER, wave		1	1		
11-33	137-13139-00	. NUT, adjust plate		1	1		
11-34	91608-20010	. PIN, spring	2-10	1	1		
11-35	92501-04010	. SCREW, pan head		4	4		
11-36	93101-10001	. OIL SEAL	S-10-21-5	1	1		
11-37	137-13128-00	. PLATE, starter		1	1		

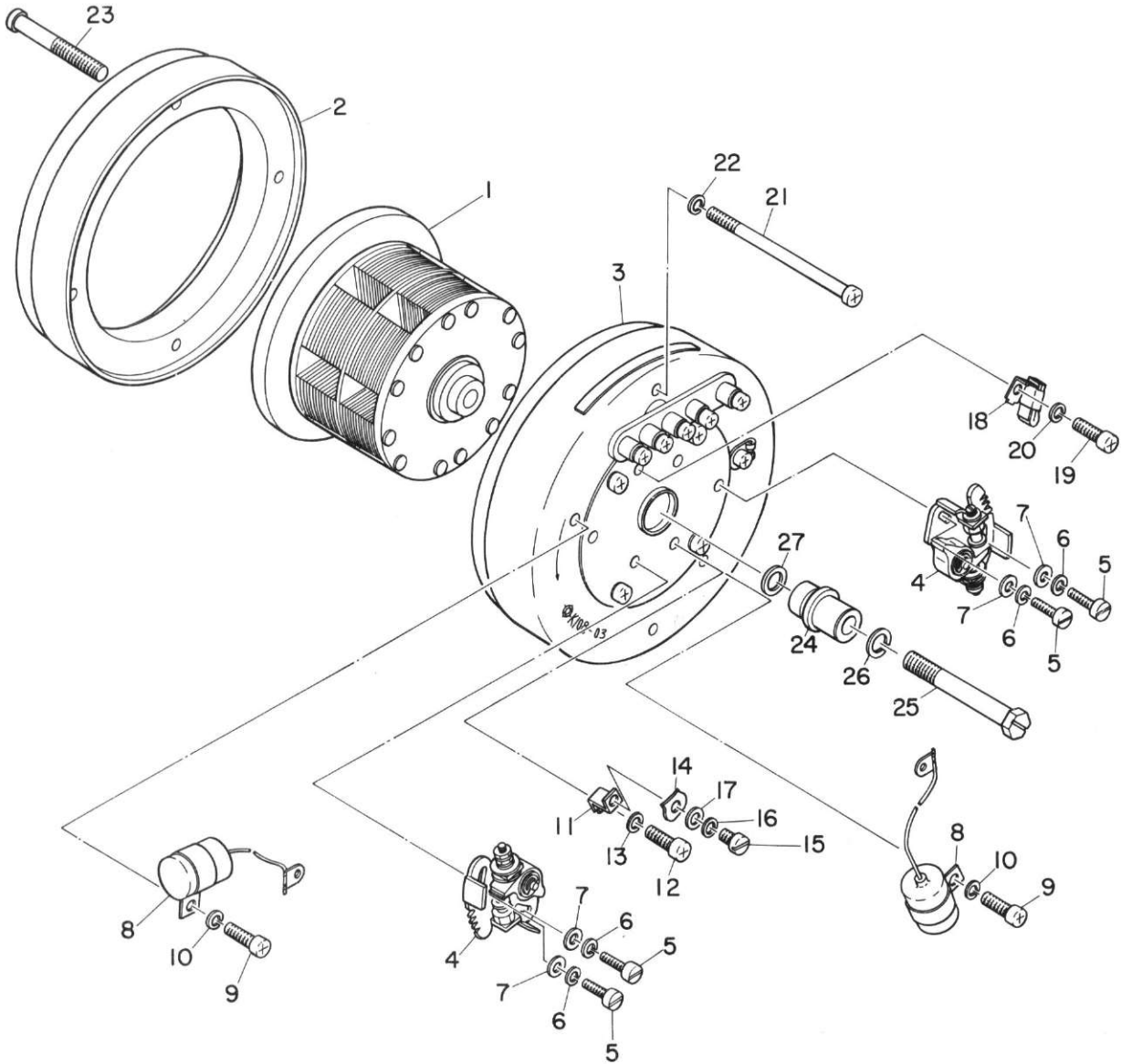
Fig. 11 OIL PUMP



# OIL PUMP

Ref No.	Parts No.	Parts Name	Description	Q'ty		S·R	Remarks
				YAS1	YAS1C		
11-38	91401-12018	. PIN, cotter		1	1		
11-39	93505-32002	. BALL	5/32"	2	2		☆
11-40	137-13169-00	. SPRING, check ball		2	2		
11-41	137-13167-00	. GASKET, banjo bolt 1	6-13-0.5	4	4		
11-42	137-13165-00	. BOLT, banjo 1		2	2		
11-43	137-13187-00	. GASKET, breather	4.2-8.5-0.5	1	1		
11-44	92501-04005	. SCREW, pan head		1	1		
11-45	156-13168-00	GASKET, banjo both 2	6-13-1.0	4	4		
11-46	132-13166-00	BOLT, banjo 2		2	2		
11-47	183-13161-00	PIPE, delivery (L.H)		1	1		
11-48	183-13171-00	PIPE, delivery (R.H)		1	1		
11-49	126-13184-00	SPRING, oil pipe		1	1		
11-50	132-13174-00	HOLDER, oil pipe		1	1		

Fig. 12 A.C. MAGNET GENERATOR



FWD

# A.C. MAGNET GENERATOR

Ref No.	Parts No.	Parts Name	Description	Q'ty		S·R	Remarks
				YAS1	YAS1C		
12- 0-1	183-81400-10	A.C. MAGNET GENERATOR ASS'Y		1	1		
12- 1	183-81450-10	. ROTOR ASS'Y		1	1		
12- 2	183-81419-10	. CASE, stator		1	1		
12- 3	183-81410-10	. STATOR ASS'Y		1	1		
12- 4	132-81221-10	. . CONTACT BREAKER ASS'Y		2	2		
12- 5	92301-04008	. . SCREW, cylinder head		4	4		
12- 6	92901-04100	. . WASHER, spring		4	4		
12- 7	92901-04200	. . WASHER, plain		4	4		
12- 8	132-81426-10	. . CONDENSER		2	2		
12- 9	92501-04008	. . SCREW, pan head		2	2		
12-10	92901-04100	. . WASHER, spring		2	2		
12-11	132-81233-10	. . FIXTURE, timing plate		1	1		
12-12	92501-04008	. . SCREW, pan head		1	1		
12-13	92901-04100	. . WASHER, spring		1	1		
12-14	132-81232-10	. . PLATE, timing		1	1		
12-15	92301-03006	. . SCREW, cylinder head		1	1		
12-16	92901-03100	. . WASHER, spring		1	1		
12-17	92901-03200	. . WASHER, plain		1	1		
12-18	132-81231-10	. . LUBRICATOR		1	1		
12-19	92501-04008	. . SCREW, pan head		1	1		
12-20	92901-04100	. . WASHER, spring		1	1		
12-21	136-81135-10	. SCREW, stator setting 1	5φ-82	2	2		
12-22	92901-05100	. WASHER, spring		2	2		
12-23	132-81436-10	. SCREW, stator setting 2	6φ	2	2		
12-24	183-81451-10	. CAM		1	1		
12-25	183-81452-10	. BOLT	7φ	1	1		
12-26	92901-08100	. WASHER, spring		1	1		
12-27	183-81462-10	. WASHER, plain		1	1		

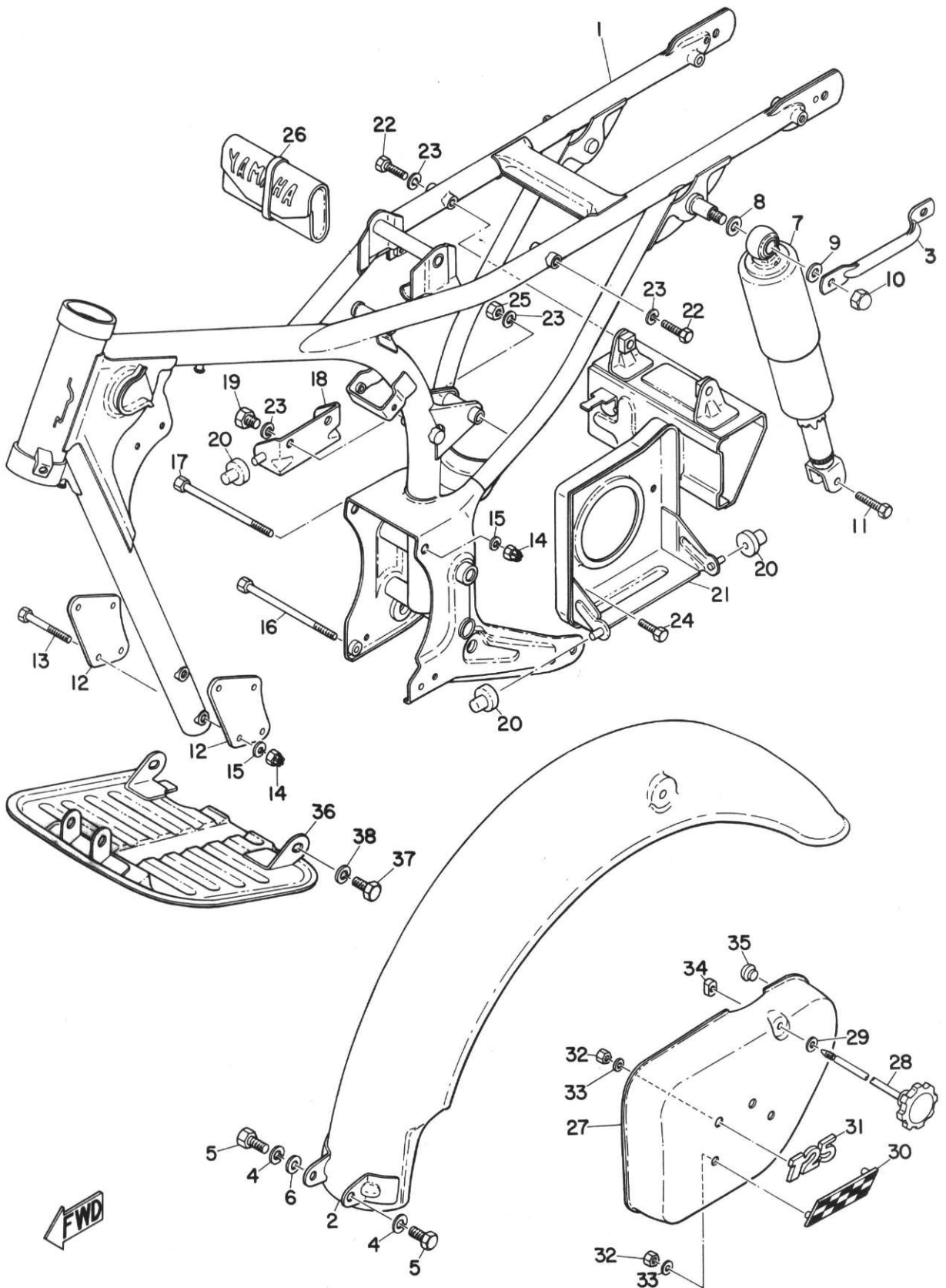




# CHASSIS



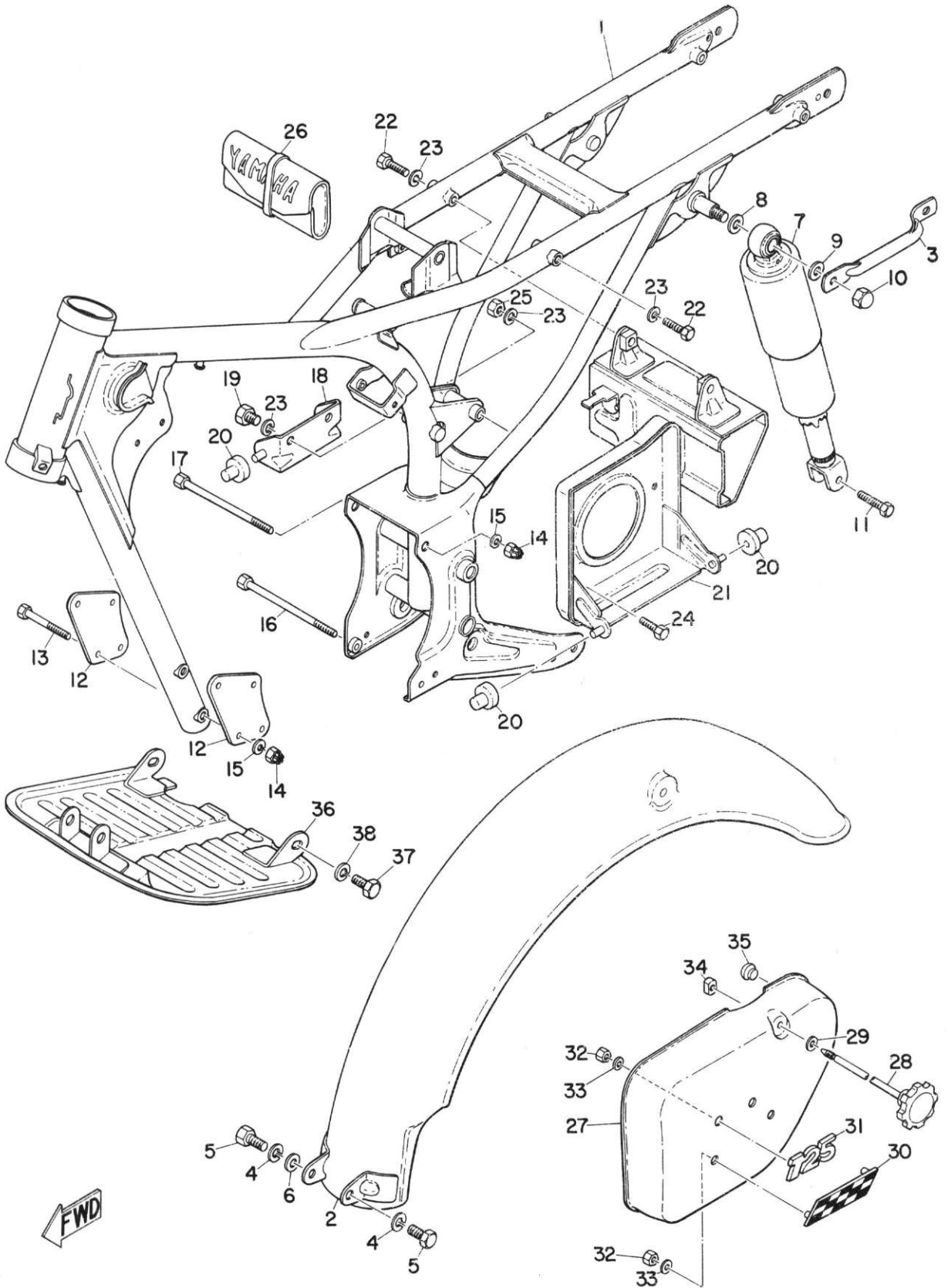
Fig. 13 FRAME



# FRAME

Ref No.	Parts No.	Parts Name	Description	Q'ty		S·R	Remarks
				YAS1	YAS1C		
13- 1	183-21110-00	FRAME COMP.		1			
	218-21110-00	FRAME COMP.			1		
13- 2	183-21610-00	REAR FENDER COMP.		1	1		
13- 3	183-21165-00	HANDLE, standing		1	1		
13- 4	92901-08100	WASHER, spring		2	2		
13- 5	91201-08012	BOLT		2	2		
13- 6	92901-08200	WASHER, plain		1	1		
13- 7	183-22210-00	REAR CUSHION ASS'Y		2	2		●
13- 8	135-22243-00	WASHER, rear cushion	14.8-27-2	2	2		
13- 9	136-22243-00	WASHER, rear cushion	10.5-27-2	2	2		
13-10	92803-10700	NUT, crown		2	2		
13-11	164-22241-00	BOLT, rear cushion		2	2		
13-12	183-21315-00	STAY, engine front		2	2		
13-13	91101-08055	BOLT		4	3		
	91101-08060	BOLT			1		
13-14	183-22143-00	NUT		5	5		
13-15	92901-08100	WASHER, spring		5	5		
13-16	116-21483-00	BOLT, engine mounting	8-130	1	1		
13-17	91101-08115	BOLT		1	1		
13-18	183-21797-00	HINGE, oil tank		1	1		
13-19	91201-08010	BOLT		1	1		
13-20	174-21746-00	BUSH, rubber		4	4		
13-21	183-21170-00	BOX COMP.		1	1		
13-22	91201-08040	BOLT		2	2		
13-23	92901-08100	WASHER, spring		4	4		
13-24	91201-08060	BOLT		1	1		
13-25	92801-08100	NUT		1	1		
13-26	183-28100-00	TOOL ASS'Y		1	1		☆
13-27	183-21711-60	COVER, side		1	1		●
13-28	183-21714-00	KNOB, side cover		1	1		
13-29	92901-06200	WASHER, plain		1	1		
13-30	193-21787-60	EMBLEM, checkerflag		1			
	218-21787-00	EMBLEM, checkerflag			1		
13-31	183-21786-00	EMBLEM, 125		1	1		
13-32	116-28317-00	NUT		4	4		
13-33	174-28316-00	DAMPER, emblem		4	4		
13-34	136-21713-00	NUT, latch clamp		1	1		
13-35	137-21778-00	DAMPER, oil tank		1	1		

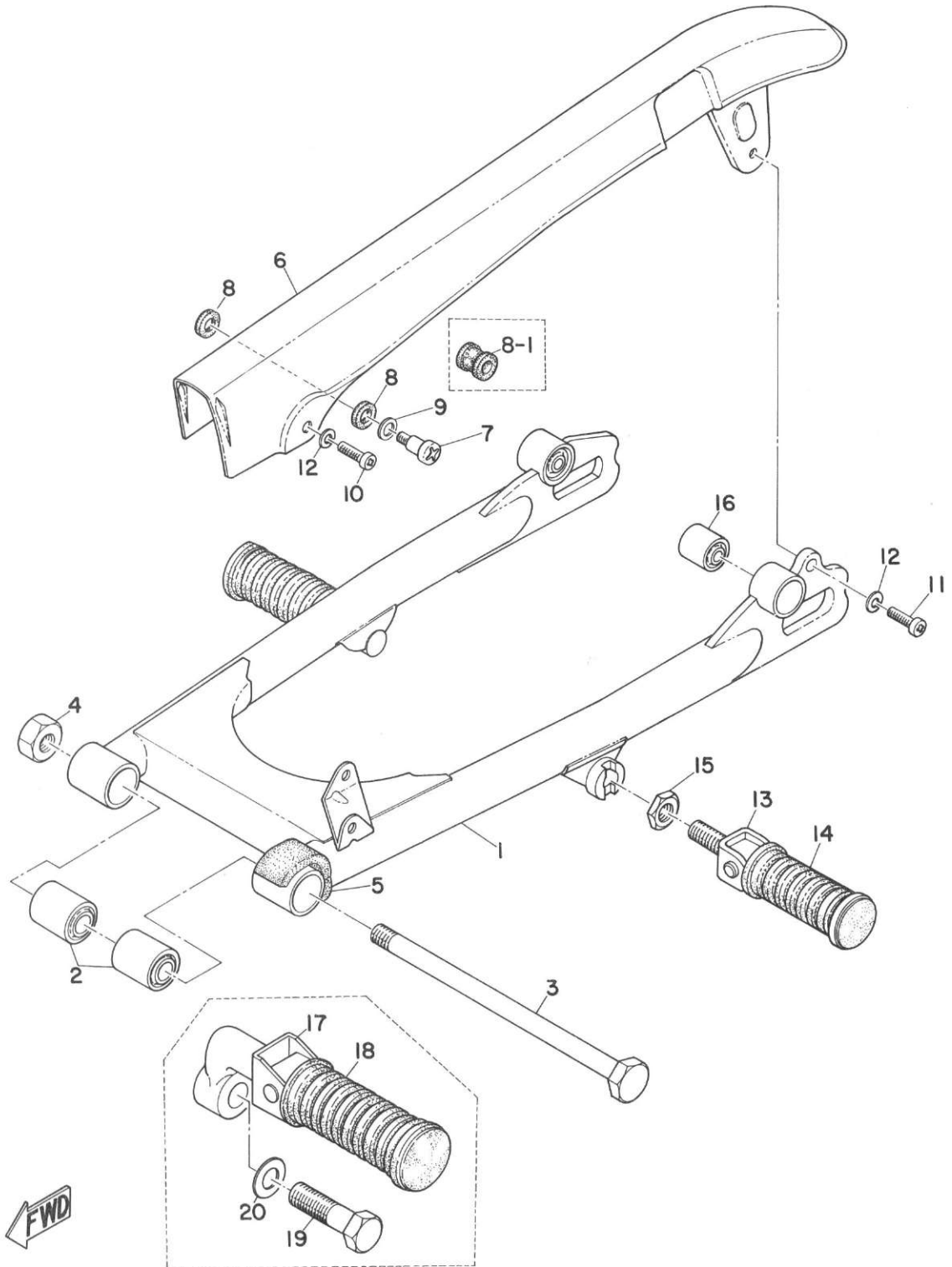
Fig. 13 FRAME



# FRAME

Ref No.	Parts No.	Parts Name	Description	Q'ty		S·R	Remarks
				YAS1	YAS1C		
13-36	218-21471-00	PROTECTOR, engine			1		
13-37	91201-08015	BOLT			2		
13-38	92901-08100	WASHER, spring			2		

Fig. 14 REAR ARM & CHAIN CASE

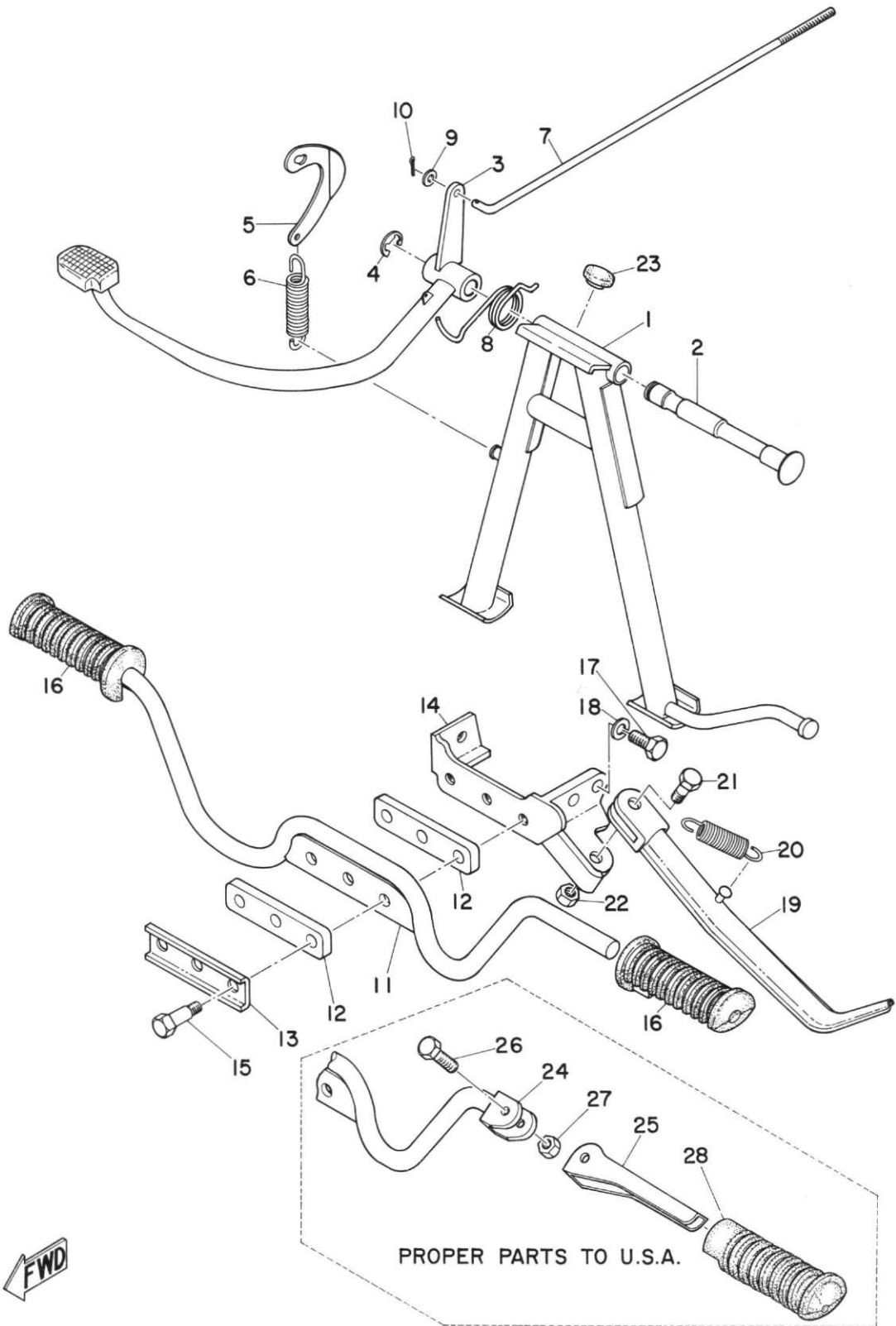


# REAR ARM & CHAIN CASE

Ref No.	Parts No.	Parts Name	Description	Q'ty		S·R	Remarks
				YAS1	YAS1C		
14- 1	183-22110-00	REAR ARM COMP.		1	1		
14- 2	183-22123-00	BUSHING, rear arm		2	2		
14- 3	183-22141-00	SHAFT, pivot		1	1		
14- 4	92801-12200	NUT		1	1		
14- 5	183-22151-00	SEAL, guard		1	1		
14- 6	183-22311-01	CASE, chain l		1	1		
14- 7	183-22331-00	SCREW, chain case fitting		1	1		
	183-22331-01	SCREW, chain case fitting		1	1		
14- 8	183-22332-00	DAMPER, chain case		2	2		
14- 8-1	183-22332-01	DAMPER, chain case		1	1		
14- 9	183-22316-00	WASHER, chain case		1	1		
	183-22316-01	WASHER, chain case		1	1		
14-10	92501-06010	SCREW, pan head		1	1		
14-11	92501-06012	SCREW, pan head		1	1		
14-12	92901-06100	WASHER, spring		2	2		
14-13	120-27430-01	REAR FOOT REST ASS'Y		2			
14-14	120-27433-00	. COVER, rear foot rest		2			
14-15	128-27436-00	NUT, rear foot rest		2			
14-16	164-22216-00	BUSHING, rear cushion		2	2		
14-17	178-27430-00	REAR FOOT REST ASS'Y			2		
14-18	120-27433-00	. COVER, rear foot rest			2		
14-19	91201-12040	BOLT			2		
14-20	92901-12100	WASHER, spring			2		



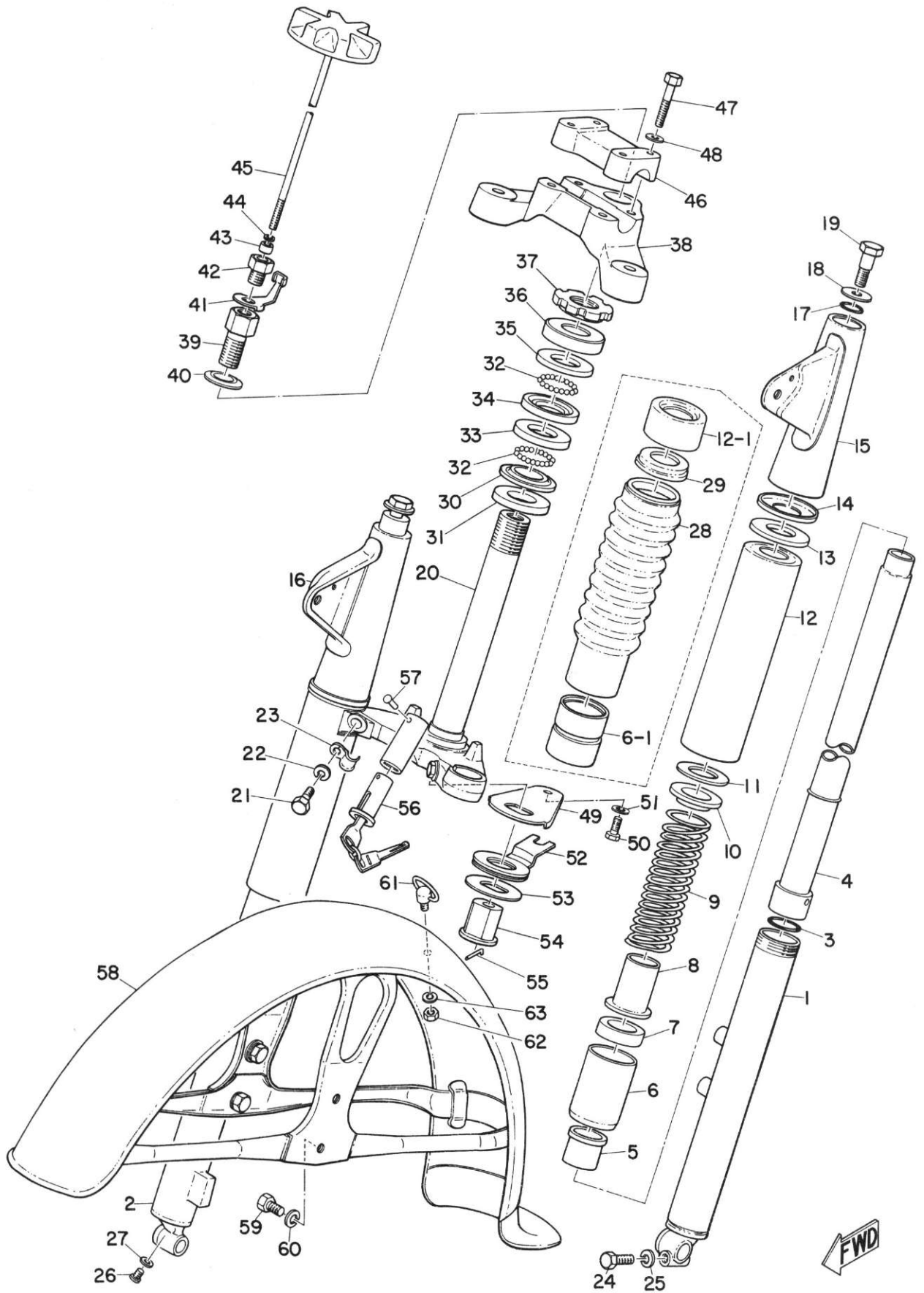
Fig. 15 STAND, FOOT REST & REAR BRAKE PEDAL



# STAND, FOOT REST & REAR BRAKE PEDAL

Ref No.	Parts No.	Parts Name	Description	Q'ty		S·R	Remarks
				YAS1	YAS1C		
15- 1	183-27111-00	STAND, main		1			
	183-27111-10	STAND, main			1		
15- 2	122-27112-00	SHAFT, main stand		1	1		
15- 3	183-27211-00	PEDAL BRAKE		1			
	183-27211-10	PEDAL BRAKE			1		
15- 4	93430-12008	CIRCLIP		1	1		
15- 5	183-27115-00	LINK, main stand		1	1		
15- 6	122-27116-00	SPRING, main stand		1	1		
15- 7	183-27231-00	ROD, brake		1	1		
15- 8	183-27216-00	SPRING, return		1	1		
15- 9	92901-06200	WASHER, plain		1	1		
15-10	91401-20012	PIN, cotter		1	1		
15-11	183-27411-00	FOOT REST		1			
	218-27411-00	FOOT REST			1		
15-12	164-27414-00	DAMPER, foot rest		2	2		
15-13	164-27417-00	WASHER, foot rest		1	1		
15-14	183-27412-00	BRAKET, foot rest		1	1		
15-15	132-27416-00	BOLT, foot rest		3	3		
15-16	122-27413-00	COVER, foot rest		2	2		
15-17	91201-08020	BOLT		1	1		
15-18	92901-08100	WASHER, spring		1	1		
15-19	183-27311-00	STAND, side		1	1		
15-20	183-27316-00	SPRING, side stand		1	1		
15-21	174-27317-00	BOLT, side stand		1	1		
15-22	92801-08300	NUT		1	1		
15-23	128-27114-00	STOPPER, main stand			1		
		<b>PROPER PARTS TO U.S.A.</b>					
15-24	218-27411-10	FOOT REST			1		
15-25	157-27411-00	FOOT REST			2		
15-26	157-27416-00	BOLT			2		
15-27	92801-08300	NUT			2		
15-28	156-27413-00	COVER, foot rest			2		

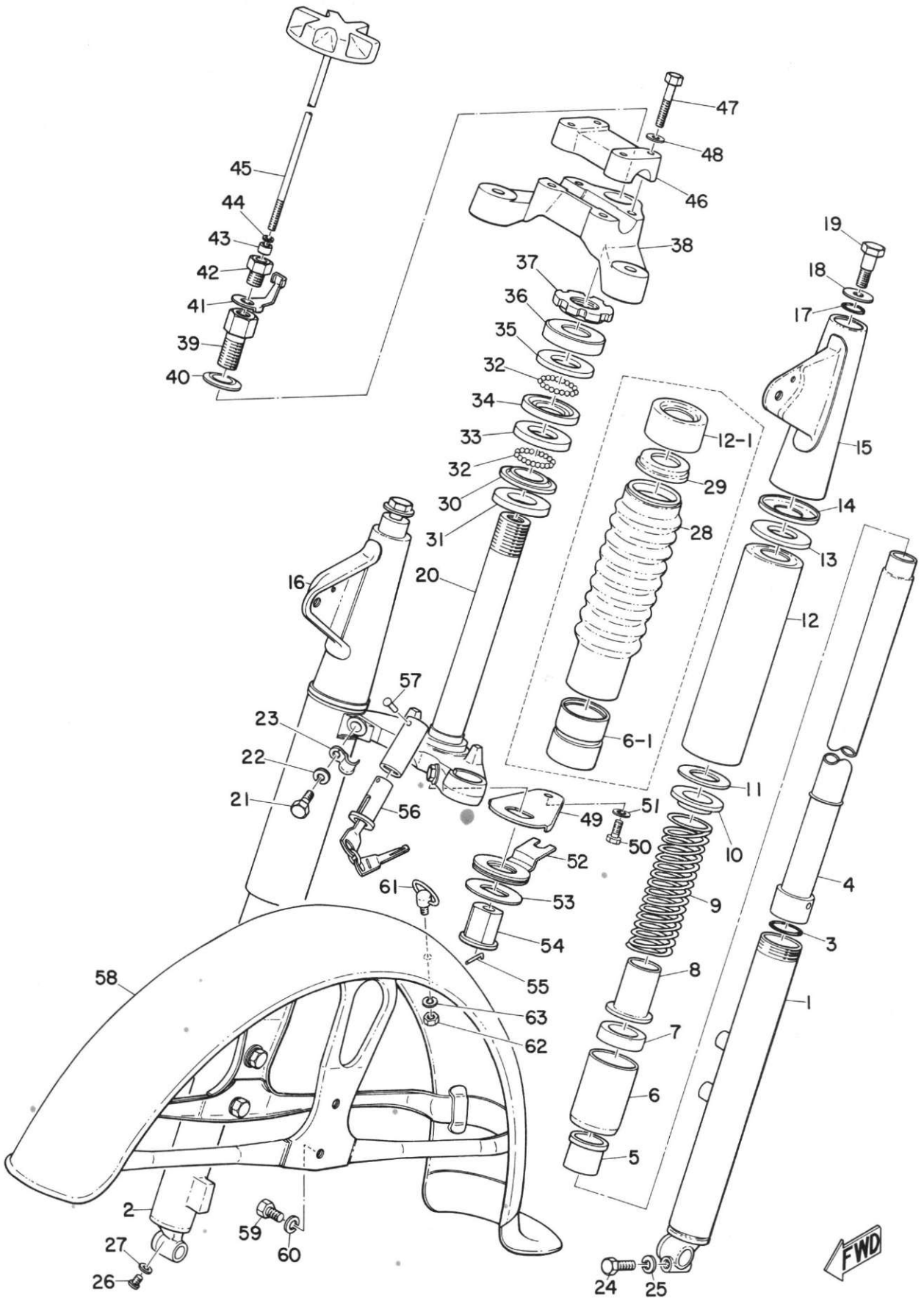
Fig. 16 FRONT FORK & FRONT FENDER



# FRONT FORK & FRONT FENDER

Ref No.	Parts No.	Parts Name	Description	Q'ty		S·R	Remarks
				YAS1	YAS1C		
16- 0-1	183-23100-00	FRONT FORK ASS'Y		1			●
	183-23100-40	FRONT FORK ASS'Y			1		●
16- 1	183-23126-00	. TUBE, outer (L.H)		1	1		●
16- 2	183-23136-00	. TUBE, outer (R.H)		1	1		●
16- 3	164-23147-00	. O-RING		2	2		
16- 4	183-23124-00	. TUBE, inner		2	2		
16- 5	164-23125-00	. METAL, slide		2	2		
16- 6	183-23127-00	. NUT, outer		2			
16- 6-1	183-23127-40	. NUT, outer			2		
16- 7	164-23145-00	. . OIL SEAL		2	2		
16- 8	164-23143-00	. SEAT, spring under		2	2		
16- 9	183-23141-00	. SPRING, fork		2			
	183-23141-10	. SPRING, fork			2		
16-10	183-23142-00	. SEAT, spring upper		2			
	167-23142-00	. SEAT, spring upper			2		
16-11	183-23149-00	. WASHER, spring upper		2			
16-12	183-23123-00	. COVER, under		2			●
16-12-1	183-23122-40	. COVER, outer			2		
16-13	183-23163-00	. PACKING		2	2		
16-14	183-23116-00	. GUIDE, cover under		2	2		
16-15	183-23121-00	. COVER, upper (L.H)		1	1		●
16-16	183-23131-00	. COVER, upper (R.H)		1	1		●
16-17	122-23114-00	. PACKING		2	2		
16-18	183-23112-00	. WASHER, cap		2	2		
16-19	183-23111-00	. BOLT, cap		2	2		
16-20	183-23340-00	. UNDER BRACKET COMP.		1	1		
16-21	137-23346-00	. BOLT, under bracket		2	2		
16-22	92901-10100	. WASHER, spring		2	2		
16-23	183-23318-00	. HOLDER, wire		1	1		
16-24	91201-08025	. BOLT		1	1		
16-25	92901-08100	. WASHER, spring		1	1		
16-26	92501-04008	. SCREW, pan head		2	2		
16-27	122-23129-00	. GASKET, drain plug		2	2		
16-28	183-23191-40	. BOOT			2		
16-29	183-23193-40	. GUIDE, boot			2		
16-30	156-23411-00	. RACE, ball 1		1	1		
16-31	164-23462-00	SEAL, dust		1	1		
16-32	93501-04011	BALL	1/4"	38	38		☆

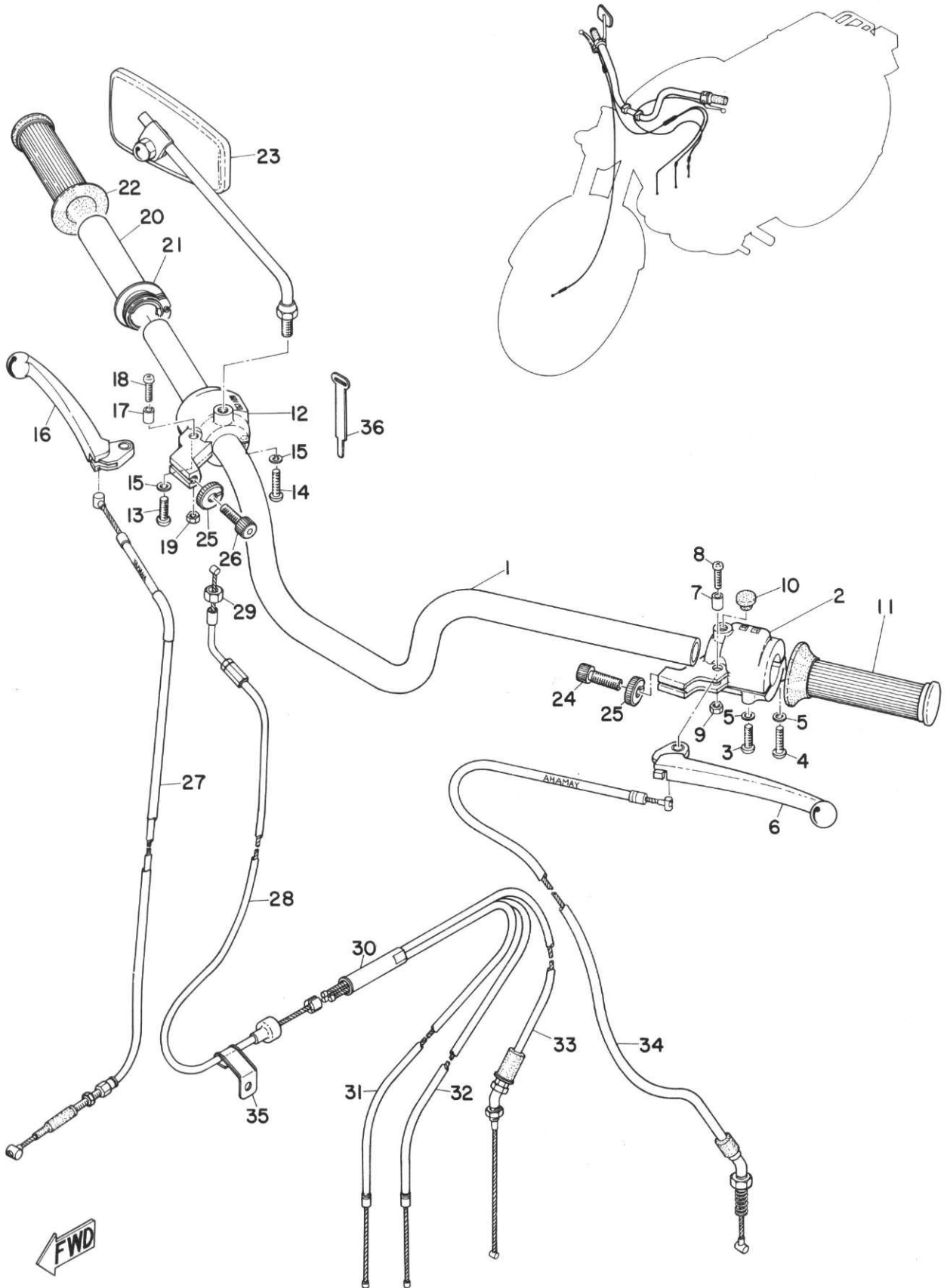
Fig. 16 FRONT FORK & FRONT FENDER



# FRONT FORK & FRONT FENDER

Ref No.	Parts No.	Parts Name	Description	Q'ty		S·R	Remarks
				YAS1	YAS1C		
16-33	156-23412-00	RACE, ball 2		1	1		
16-34	183-23412-00	RACE, ball 2		1	1		
16-35	183-23411-00	RACE, ball 1		1	1		
16-36	136-23415-00	COVER, ball race		1	1		
16-37	137-23454-00	NUT, fitting		1	1		
16-38	183-23435-00	CROWN, handle		1	1		
16-39	174-23451-00	BOLT, fitting		1	1		
16-40	174-23443-00	WASHER, crown		1	1		
16-41	174-23428-00	SPRING, damper		1	1		
16-42	174-23424-00	GUIDE, damper		1	1		
16-43	141-23427-00	DAMPER		1	1		
16-44	156-23418-00	WASHER, special		1	1		
16-45	183-23419-00	SHAFT, damper		1	1		
16-46	164-23441-00	HOLDER, handle upper		1	1		
16-47	91204-08035	BOLT		4	4		
16-48	92901-08100	WASHER, spring		4	4		
16-49	174-23421-00	PLATE, damper 1		1	1		
16-50	91101-06010	BOLT		1	1		
16-51	92901-06100	WASHER, spring		1	1		
16-52	183-23422-00	PLATE, damper 2		1	1		
16-53	174-23425-00	DAMPER, friction		1	1		
16-54	174-23453-00	NUT, fitting		1	1		
16-55	156-23433-00	PIN, cotter		1	1		
16-56	122-23480-00	STEERING LOCK ASS'Y		1	1		
16-57	122-23483-00	RIVET		1	1		
16-58	183-21510-00	FRONT FENDER COMP.		1	1		●
16-59	91201-08010	BOLT		4	4		
16-60	92901-08100	WASHER, spring		4			
16-61	174-21518-00	HOLDER, wire		1	1		
16-62	92801-06100	NUT		1	1		
16-63	92901-06100	WASHER, spring		1	1		

Fig. 17 HANDLE & WIRE

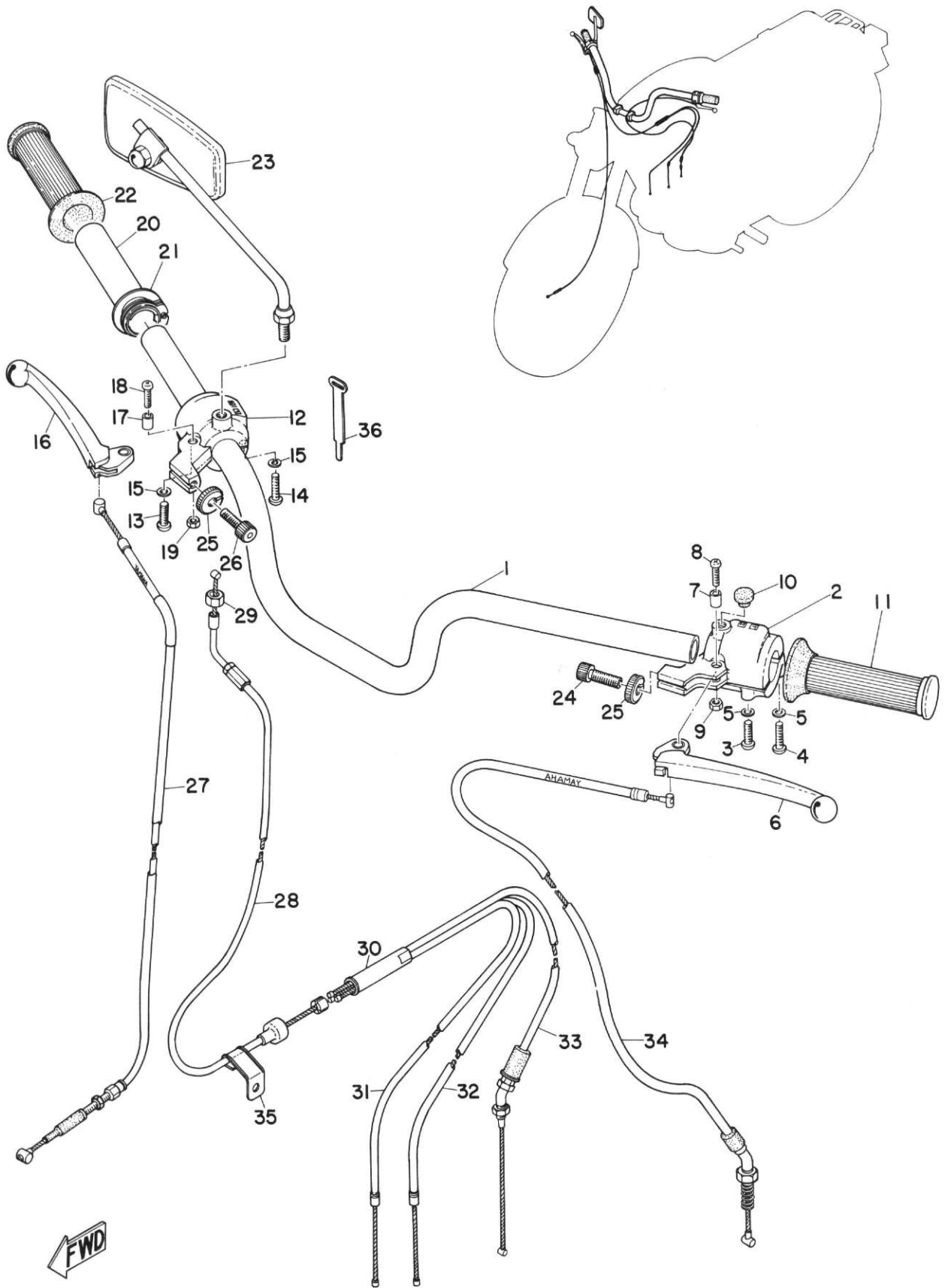


# HANDLE & WIRE

Ref No.	Parts No.	Parts Name	Description	Q'ty		S·R	Remarks
				YAS1	YAS1C		
17- 1	183-26111-00	HANDLE	STD.	1			
	183-26111-10	HANDLE	UP	1			
	183-26111-20	HANDLE	BAR	1			
	157-26111-00	HANDLE			1		
17- 2	183-82910-00	LEVER HOLDER ASS'Y (L.H)	STD.	1			
	183-82910-10	LEVER HOLDER ASS'Y (L.H)	UP	1			
	183-82910-20	LEVER HOLDER ASS'Y (L.H)	BAR	1			
	218-82910-00	LEVER HOLDER ASS'Y (L.H)			1		
17- 3	92501-05020	. SCREW, pan head		1	1		
17- 4	92501-05024	. SCREW, pan head		2	2		
17- 5	92901-05100	. WASHER, spring		3	3		
17- 6	137-83912-01	. LEVER (L.H)		1			
	150-83912-00	. LEVER (L.H)			1		
17- 7	137-83913-00	. COLLAR		1			
17- 8	92503-06020	. SCREW, pan head		1			
	152-83915-00	. SCREW, lever			1		
17- 9	92801-06300	. NUT		1	1		
17-10	116-83931-00	PLUG, blind		1			
17-11	136-26241-00	GRIP (L.H)		1			
	156-26241-00	GRIP (L.H)			1		
17-12	183-82920-00	LEVER HOLDER ASS'Y (R.H)	STD.	1			
	183-82920-10	LEVER HOLDER ASS'Y (R.H)	UP	1			
	183-82920-20	LEVER HOLDER ASS'Y (R.H)	BAR	1			
	218-82920-00	LEVER HOLDER ASS'Y (R.H)			1		
17-13	92501-05020	. SCREW, pan head		1	1		
17-14	92501-05024	. SCREW, pan head		2	2		
17-15	92901-05100	. WASHER, spring		3	3		
17-16	137-83922-01	. LEVER (R.H)		1			
	150-83922-00	. LEVER (R.H)			1		
17-17	137-83913-00	. COLLAR		1			
17-18	92503-06020	. SCREW, pan head		1			
	152-83915-00	. SCREW, lever			1		
17-19	92801-06300	. NUT		1	1		
17-20	137-26243-60	TUBE, guide		1			
	156-26243-02	TUBE, guide			1		
17-21	150-26249-00	RING, leaf		1	1		
17-22	137-26242-60	GRIP (R.H)		1			
	156-26242-00	GRIP (R.H)			1		



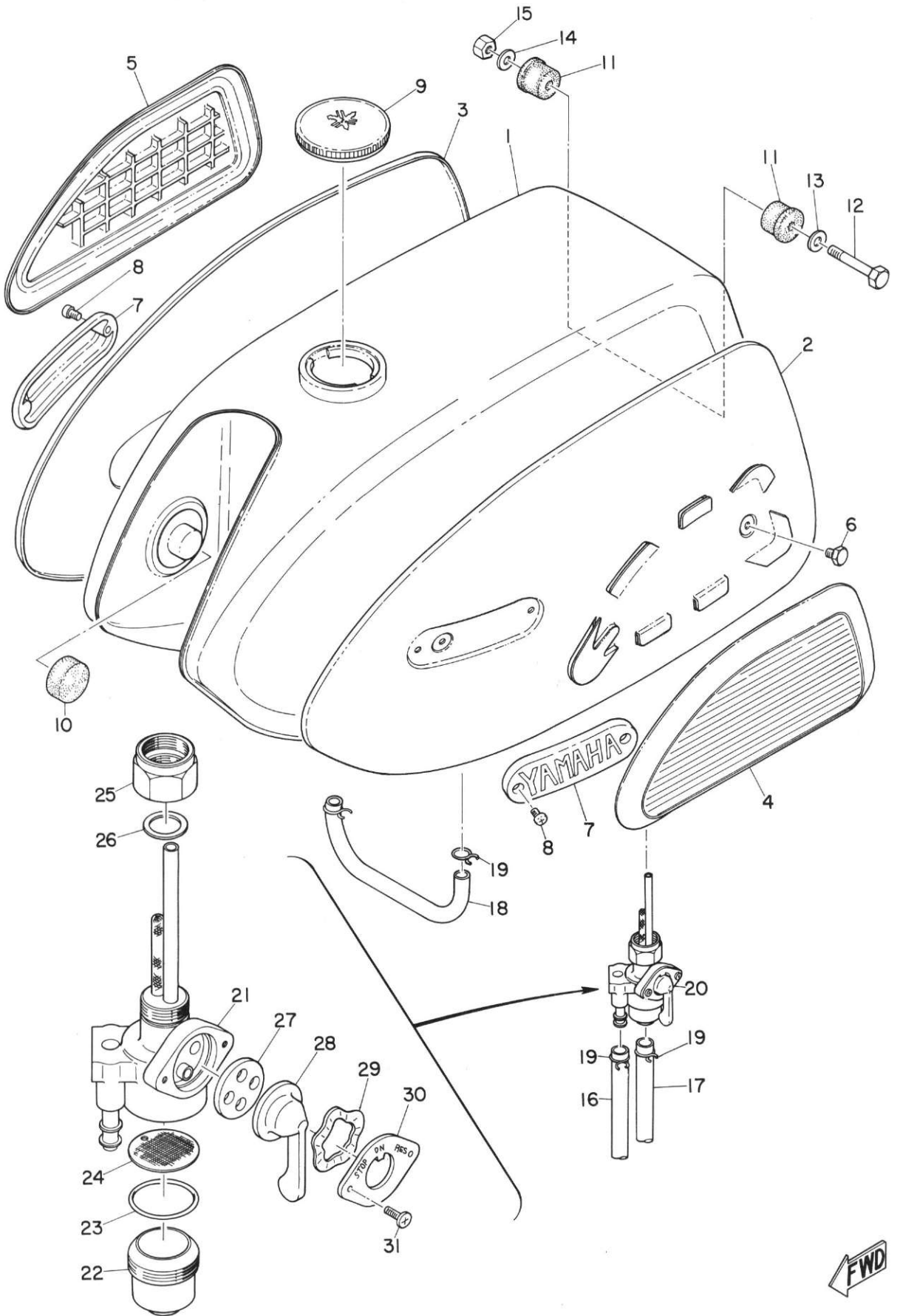
Fig. 17 HANDLE & WIRE



# HANDLE & WIRE

Ref No.	Parts No.	Parts Name	Description	Q'ty		S·R	Remarks
				YAS1	YAS1C		
17-23	137-26290-01	BACK MIRROR ASS'Y		1			
	152-26290-00	BACK MIRROR ASS'Y			1		
17-24	168-26337-00	BOLT, wire adjusting		1	1		
17-25	168-26344-00	NUT, wire adjusting		2	2		
17-26	156-26346-00	BOLT, wire adjusting		1	1		
17-27	183-26341-00	WIRE, brake	STD.	1			
	183-26341-10	WIRE, brake	UP	1			
	183-26341-20	WIRE, brake	BAR	1			
	218-26341-00	WIRE, brake			1		
17-28	183-26311-00	WIRE, throttle 1	STD.	1			
	183-26311-10	WIRE, throttle 1	UP	1			
	183-26311-20	WIRE, throttle 1	BAR	1			
	218-26311-00	WIRE, throttle 1			1		
17-29	156-26251-00	NUT, adjusting		1	1		
17-30	156-26261-01	CYLINDER		1	1		
17-31	183-26312-00	WIRE, throttle 2	205	1	1		
17-32	183-26313-00	WIRE, throttle 3	220	1	1		
17-33	183-26321-00	WIRE, pump		1			
	218-26321-00	WIRE, pump			1		
17-34	183-26335-00	WIRE, clutch	STD.	1			
	183-26335-10	WIRE, clutch	UP	1			
	183-26335-20	WIRE, clutch	BAR	1			
	218-26335-00	WIRE, clutch			1		
17-35	183-26278-00	CLIP, wire		1	1		
17-36	168-83936-00	BAND, switch cord			2		

Fig. 18 FUEL TANK

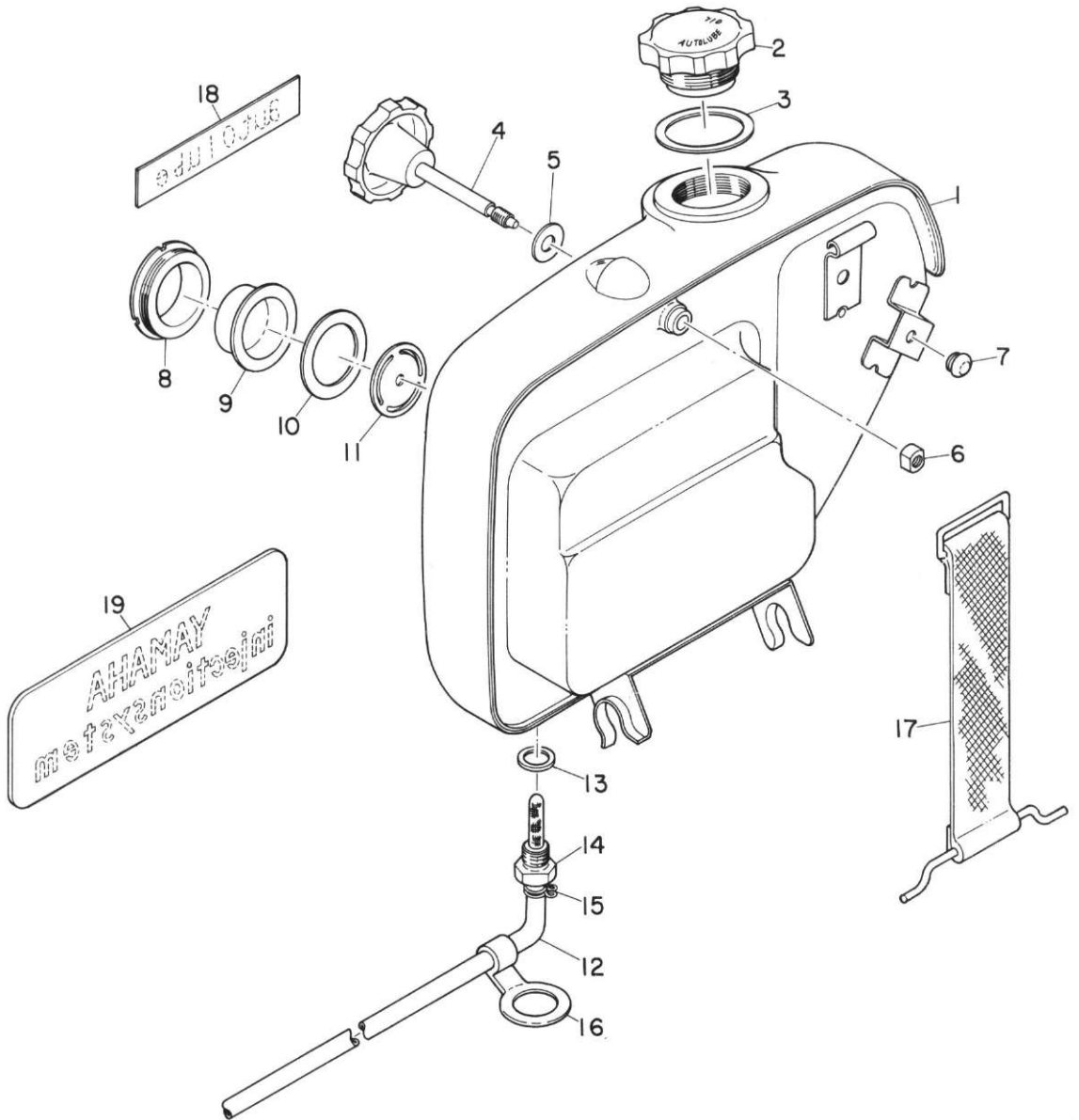


FWD

# FUEL TANK

Ref No.	Parts No.	Parts Name	Description	Q'ty		S·R	Remarks
				YAS1	YAS1C		
18- 1	183-24110-00	FUEL TANK COMP.		1	1		●
18- 2	183-24129-00	COVER, side (L.H)		1	1		●
18- 3	183-24139-00	COVER, side (R.H)		1	1		●
18- 4	183-24171-00	GRIP, knee (L.H)		1	1		
18- 5	183-24172-00	GRIP, knee (R.H)		1	1		
18- 6	168-24178-00	BOLT, cover fitting		4	4		
18- 7	132-24161-00	EMBLEM		2	2		
18- 8	92501-04008	SCREW, pan head		4	4		
18- 9	122-24610-01	CAP ASS'Y		1	1		
18-10	122-24181-00	DAMPER, locating 1		2	2		
18-11	137-24181-00	DAMPER, tank locating		2	2		
18-12	168-24176-00	BOLT, tank fitting		1	1		
18-13	137-24186-00	WASHER, special 8.5	8.5-23-2.0	1	1		
18-14	137-24187-00	WASHER, special 6.5	6.5-23-2.0	1	1		
18-15	92801-06100	NUT		1	1		
18-16	132-24311-00	PIPE, fuel		1	1		
18-17	132-24331-00	PIPE, level (fuel pipe)		1	1		
18-18	137-24331-00	PIPE, level		1	1		
18-19	101-24356-00	CLIP, pipe		6	6		
18-20	132-24500-01	FUEL COCK ASS Y		1	1		
18-21	132-24511-01	. BODY, fuel cock		1	1		
18-22	132-24521-00	. CUP, filter		1	1		
18-23	132-24522-00	. GASKET, filter		1	1		
18-24	132-24515-00	. NET, filter		1	1		
18-25	132-24531-00	. NUT		1	1		
18-26	132-24532-00	. GASKET, nut		1	1		
18-27	137-24523-00	. VALVE		1	1		
18-28	168-24524-00	. LEVER, cock		1	1		
18-29	132-24518-00	. WASHER, wave		1	1		
18-30	132-24525-00	. PLATE, lever fitting		1	1		
18-31	92501-03006	. SCREW, pan head		2	2		

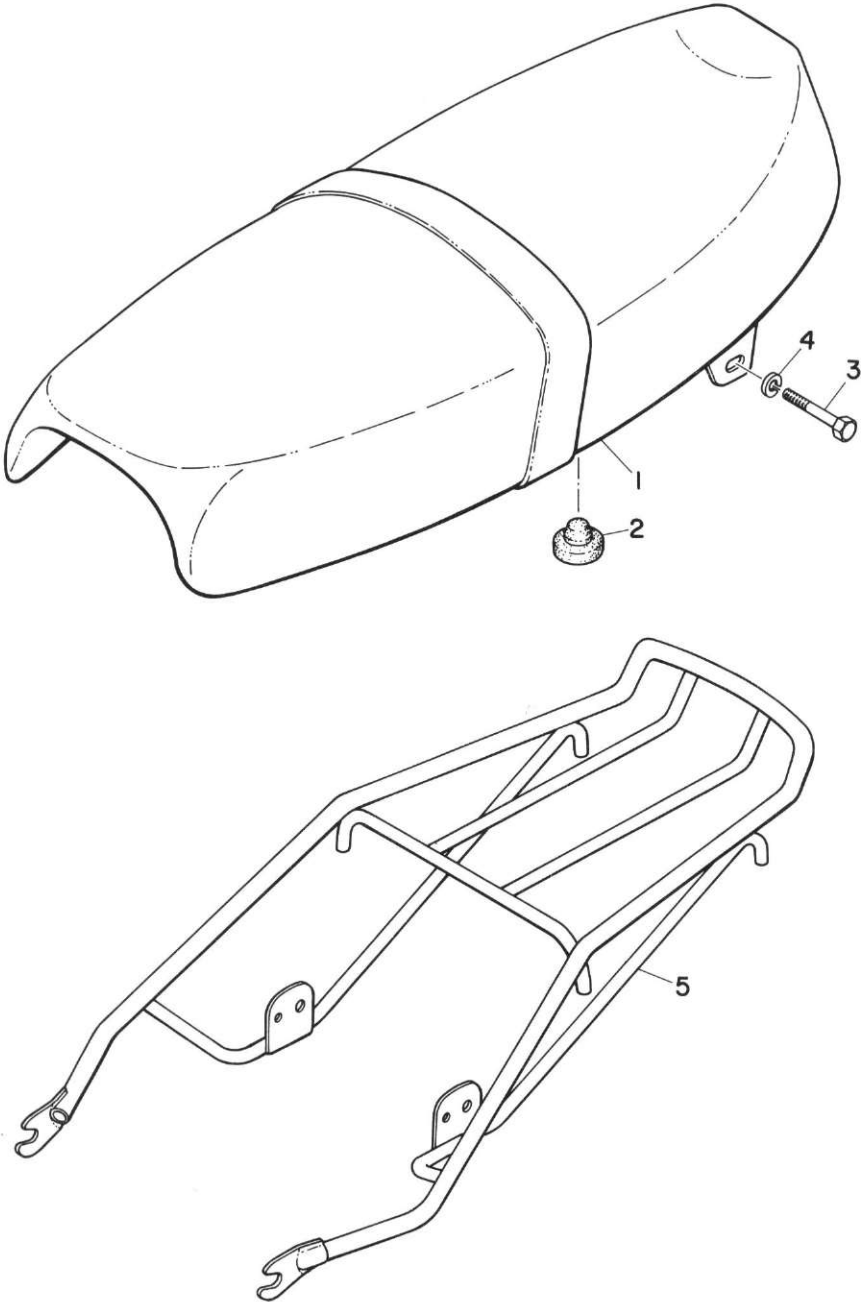
Fig. 19 OIL TANK



# OIL TANK

Ref No.	Parts No.	Parts Name	Description	Q'ty		S·R	Remarks
				YAS1	YAS1C		
19- 1	183-21751-00	TANK, oil		1	1		◎
19- 2	183-21770-10	OIL TANK CAP ASS'Y		1	1		
19- 3	214-21772-00	. GASKET, cap		1	1		
19- 4	183-21714-00	KNOB, side cover		1	1		
19- 5	122-21725-00	WASHER, side cover (R.H)	7-16-1	1	1		
19- 6	136-21713-00	NUT, latch clamp		1	1		
19- 7	137-21778-00	DAMPER, oil tank		1	1		
19- 8	137-21762-00	NUT, level gauge		1	1		
19- 9	137-21764-00	LENS, level gauge		1	1		
19-10	137-21763-00	GASKET, level gauge		1	1		
19-11	137-21761-00	GAUGE, level		1	1		
19-12	132-24319-01	PIPE, oil		1	1		
19-13	137-21767-00	GASKET, union	10.2-15-1.5	1	1		
19-14	137-21768-01	SCREW, union		1	1		
19-15	101-24356-00	CLIP, pipe		2	2		
19-16	183-24369-00	CLAMP, pipe		1	1		
19-17	174-21776-00	BAND, tank fitting		1	1		
19-18	137-21781-00	EMBLEM, autolube		1	1		
19-19	117-21782-00	EMBLEM, injection		1	1		

Fig. 20 SEAT & CARRIER

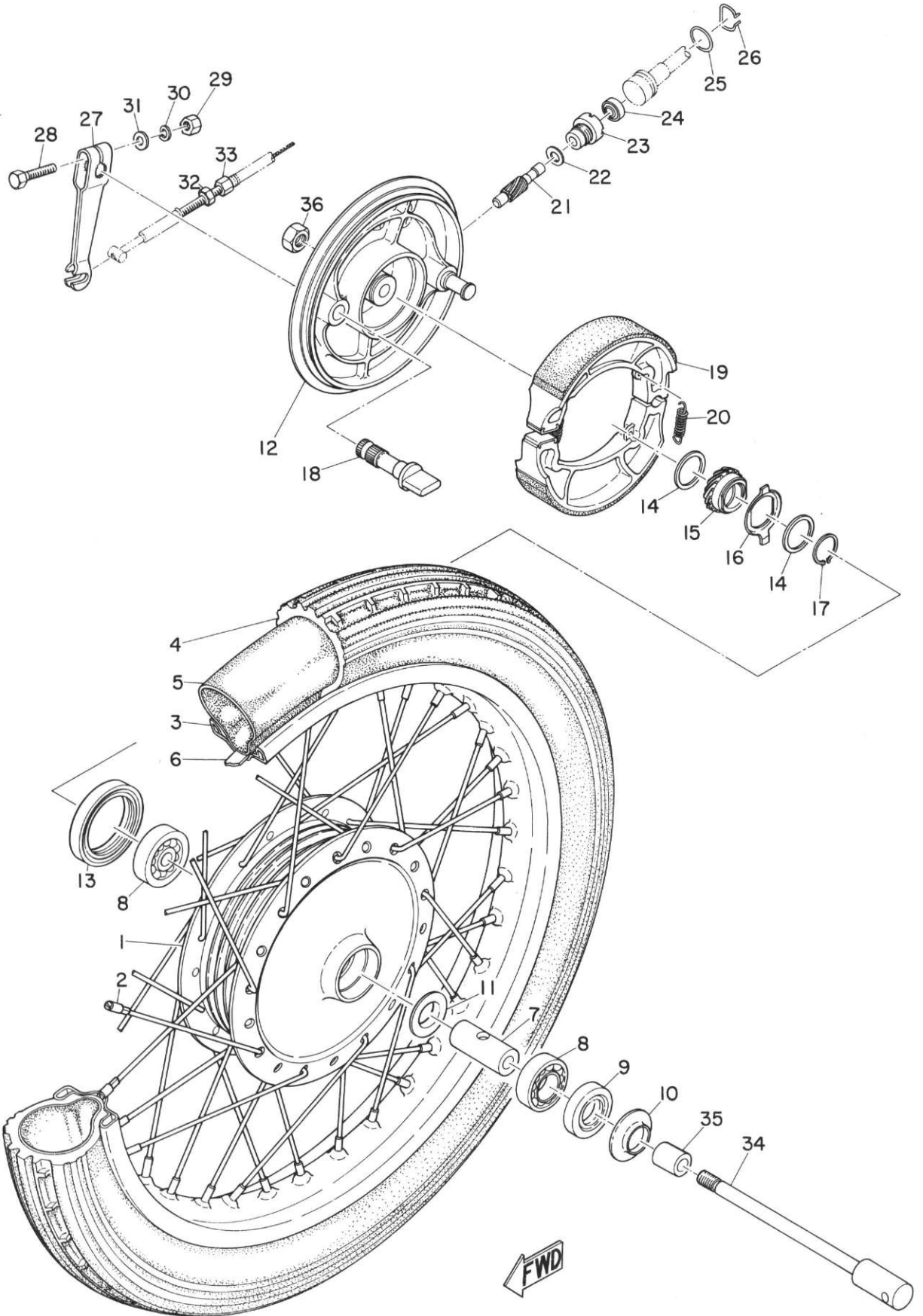


# SEAT & CARRIER

Ref No.	Parts No.	Parts Name	Description	Q'ty		S·R	Remarks
				YAS1	YAS1C		
20- 1	183-24730-00	DOUBLE SEAT ASS'Y		1	1		
20- 1-1	183-24731-00	. COVER, double seat		1	1		
20- 2	174-24741-00	PAD, seat		2	2		
20- 3	91201-08050	BOLT		2	2		
20- 4	92901-08100	WASHER, spring		2	2		
<b>ALTERNATE PARTS</b>							
20- 5	183-24830-00	SUB CARRIER ASS'Y		1	1		



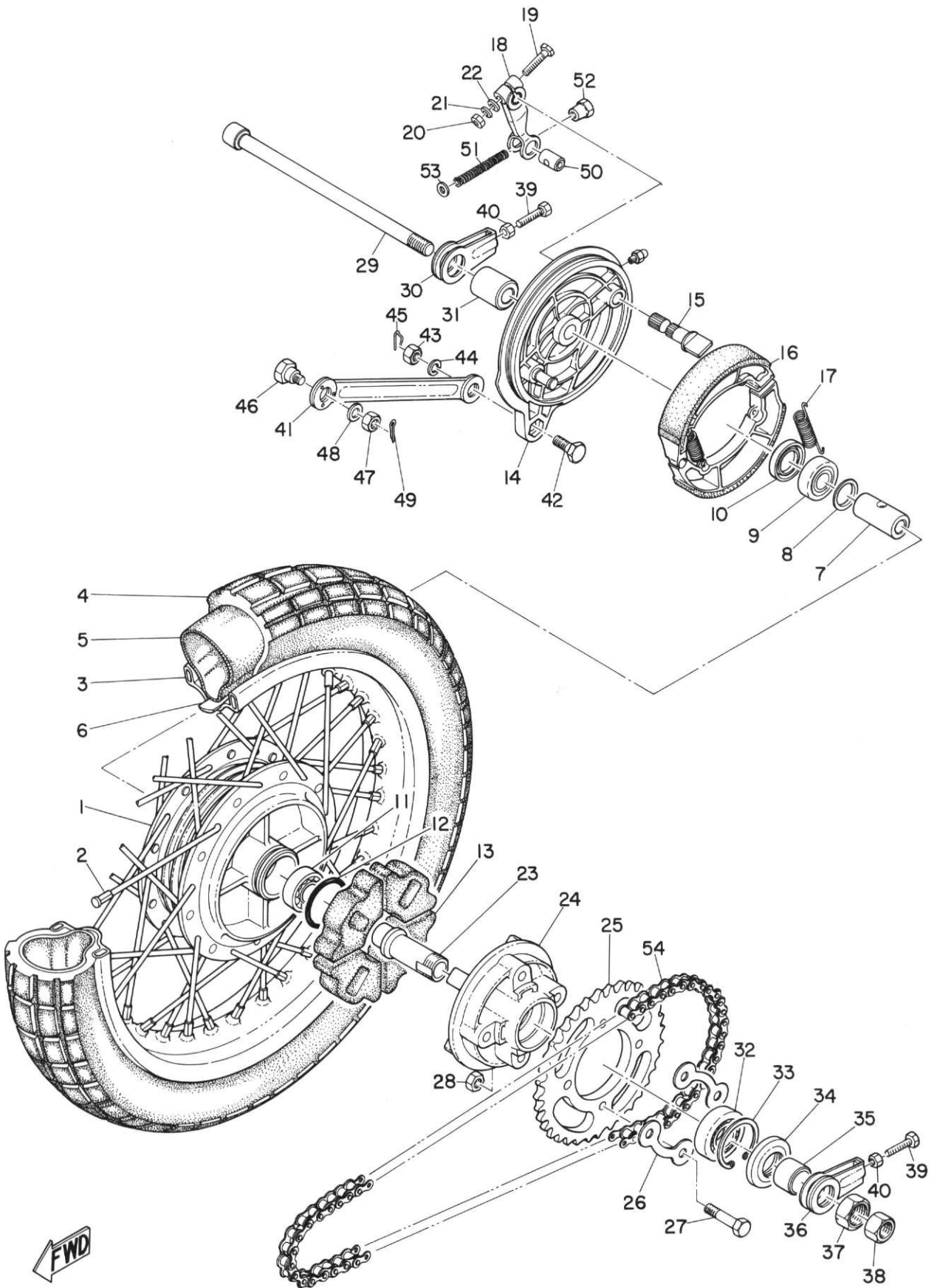
Fig. 21 FRONT WHEEL



# FRONT WHEEL

Ref No.	Parts No.	Parts Name	Description	Q'ty		S·R	Remarks
				YAS1	YAS1C		
21- 1	183-25111-00	HUB, front		1	1		
21- 2	183-25104-00	SPOKE, set		1s	1s		
21- 3	94414-18034	RIM	1.40-18	1	1		
21- 4	94125-18019	TIRE, front	2.50-18-4PR	1			
	94125-18020	TIRE, front	2.50-18-4PR		1		
21- 5	94225-18006	TUBE	2.50-18	1	1		
21- 6	94325-18005	BAND, rim	2.50-18	1	1		
21- 7	183-25117-00	SPACER, bearing		1	1		
21- 8	93306-30102	BEARING	6301RS	2	2		☆
21- 9	93102-18008	OIL SEAL	SD-18-37-8	1	1		
21-10	183-25118-00	COVER, hub dust		1	1		
21-11	102-25315-00	FLANGE, spacer		1	1		
21-12	183-25121-00	PLATE, brake shoe		1	1		
21-13	93105-47007	OIL SEAL	SDD-47-58-7	1	1		
21-14	183-25147-00	WASHER, thrust 2	20.5-26-1	2	2		
21-15	183-25135-00	GEAR, drive		1	1		
21-16	183-25149-00	CLUTCH, meter		1	1		
21-17	93410-20009	CIRCLIP	S20	1	1		
21-18	183-25351-00	CAM SHAFT		1	1		
21-19	183-25330-00	BRAKE SHOE COMP.		2	2		
21-20	183-25333-00	SPRING, return		2	2		
21-21	183-25138-00	GEAR, meter		1	1		
21-22	183-25146-00	WASHER, thrust 1	7-12-0.8	1	1		
21-23	109-25136-00	BUSHING		1	1		
21-24	93104-07003	OIL SEAL	SO-7-14-4	1	1		
21-25	93210-13017	O-RING	2.4-13.4	1	1		
21-26	102-25137-00	RING, stop		1	1		
21-27	137-25155-00	LEVER, cam shaft		1	1		
21-28	91201-06030	BOLT		1	1		
21-29	92801-06100	NUT		1	1		
21-30	92901-06100	WASHER, spring		1	1		
21-31	92901-06200	WASHER, plain		1	1		
21-32	109-26344-00	NUT, wire adjusting		1	1		
21-33	109-26345-00	BOLT, wire adjusting		1	1		
21-34	183-25181-00	SHAFT, wheel		1	1		
21-35	183-25183-00	COLLAR, wheel shaft	12-18-16	1	1		
21-36	92801-12200	NUT		1	1		

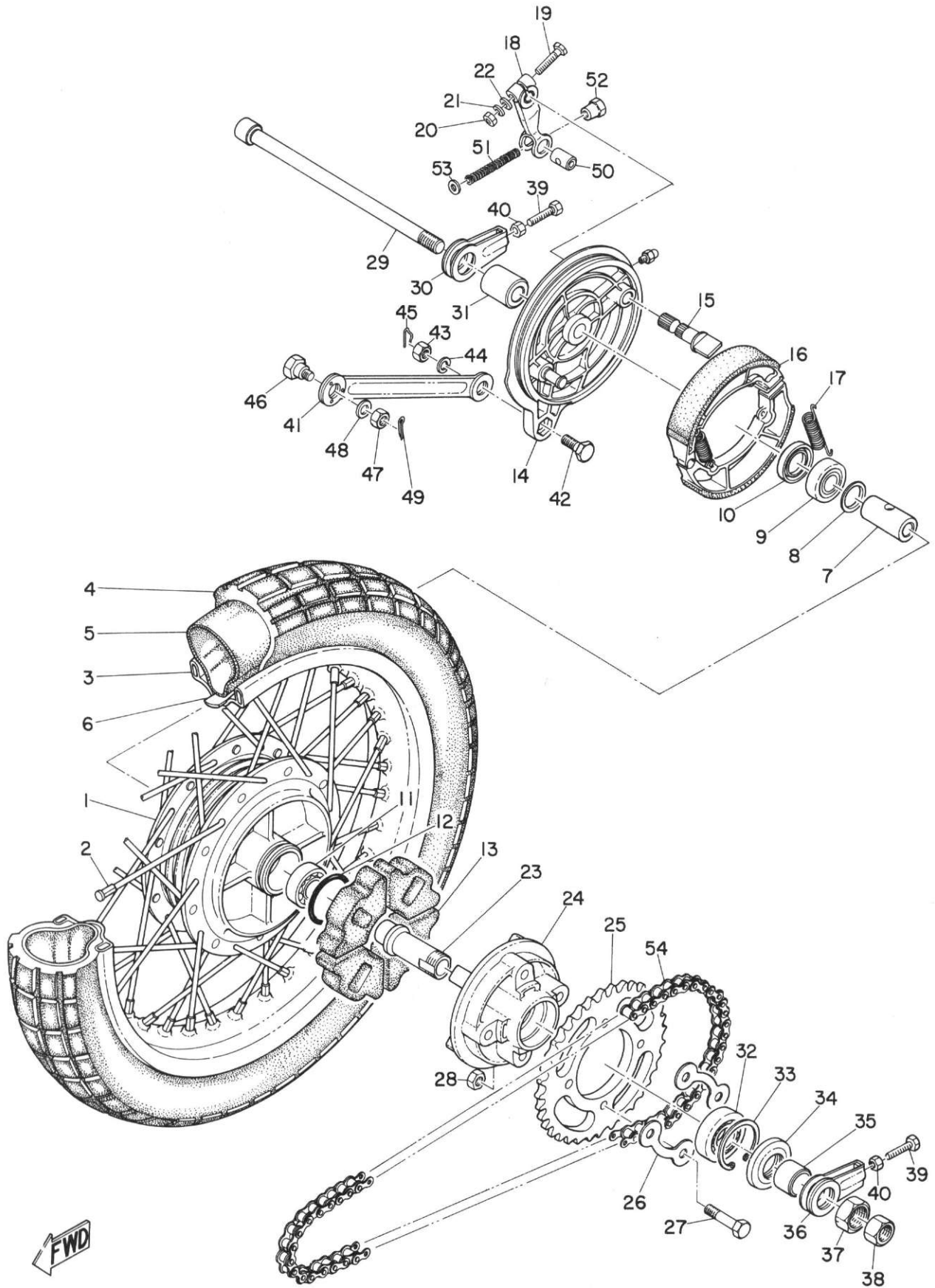
Fig. 22 REAR WHEEL



# REAR WHEEL

Ref No.	Parts No.	Parts Name	Description	Q'ty		S·R	Remarks
				YAS1	YAS1C		
22- 1	183-25311-00	HUB, rear		1	1		
22- 2	183-25304-00	SPOKE SET		1s	1s		
22- 3	94416-18018	RIM	1.60A-18	1	1		
22- 4	94127-18064	TIRE, rear	2.75-18-4PR	1			
	94127-18025	TIRE, rear	2.75-18-4PR		1		
22- 5	94227-18009	TUBE	2.75-18	1	1		
22- 6	94327-18007	BAND, rim	2.75-18	1	1		
22- 7	136-25317-00	SPACER, bearing		1	1		
22- 8	183-25315-00	FLANGE, spacer		1	1		
22- 9	93306-20201	BEARING	6202	1	1		☆
22-10	93104-22018	OIL SEAL	SO-22-35-5	1	1		
22-11	93306-20204	BEARING	6202Z	1	1		☆
22-12	93210-42101	O-RING	2.5-41.7	1	1		
22-13	132-25364-00	DAMPER, clutch		4	4		
22-14	183-25321-00	PLATE, brake shoe		1	1		
22-15	183-25351-00	CAM SHAFT		1	1		
22-16	183-25330-00	BRAKE SHOE COMP.		2	2		
22-17	183-25333-00	SPRING, return		2	2		
22-18	122-25355-00	LEVER, cam shaft		1	1		
22-19	91201-06030	BOLT		1	1		
22-20	92801-06100	NUT		1	1		
22-21	92901-06100	WASHER, spring		1	1		
22-22	92901-06200	WASHER, plain		1	1		
22-23	183-25387-00	SHAFT, sprocket		1	1		
22-24	183-25366-00	CLUTCH, hub		1	1		
22-25	183-25437-10	GEAR, sprocket wheel	37T	1	1		
	183-25439-10	GEAR, sprocket wheel	39T	1	1		
22-26	102-25412-00	WASHER, lock		2	2		
22-27	102-25411-01	BOLT, fitting		4	4		
22-28	92801-08200	NUT		4	4		
22-29	183-25381-00	SHAFT, rear wheel		1	1		
22-30	183-25389-00	PULLER, chain (R. H)		1	1		
22-31	183-25383-00	COLLAR, wheel shaft	15.2-23-38	1	1		
22-32	93306-00406	BEARING	6004Z	1	1		☆
22-33	93420-42007	CIRCLIP	R42	1	1		
22-34	93106-26005	OIL SEAL	DD-26-42-8	1	1		
22-35	183-25386-00	COLLAR, sprocket shaft	20-26-20	1	1		
22-36	183-25388-00	PULLER, chain (L. H)		1	1		

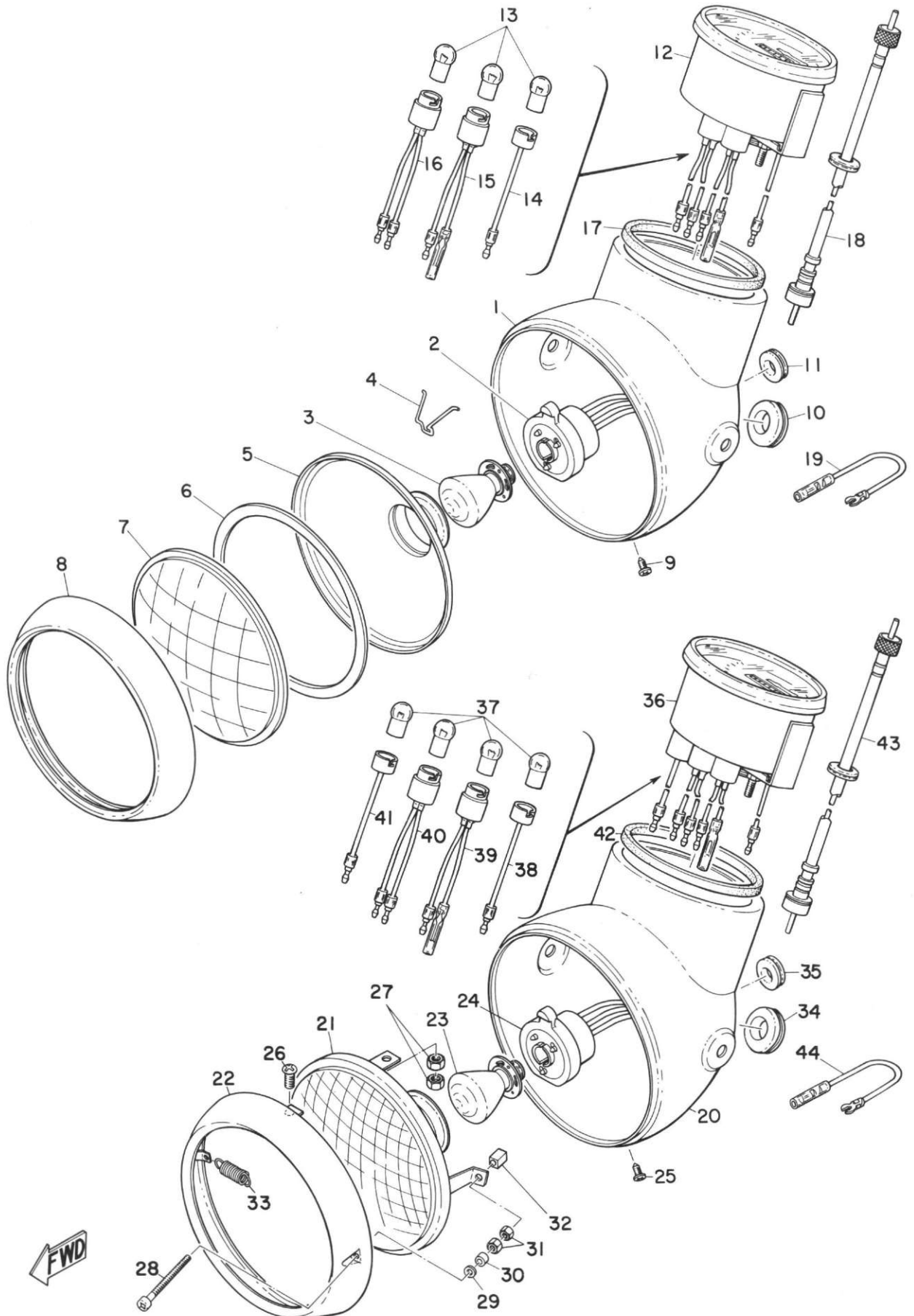
Fig. 22 REAR WHEEL



# REAR WHEEL

Ref No.	Parts No.	Parts Name	Description	Q'ty		S·R	Remarks
				YAS1	YAS1C		
22-37	137-25385-00	NUT, sprocket shaft		1	1		
22-38	92801-14200	NUT		1	1		
22-39	167-25379-00	BOLT, chain puller		2	2		
22-40	92801-06300	NUT		2	2		
22-41	183-25371-00	BAR, tension		1	1		
22-42	109-25373-00	BOLT, tension bar		1	1		
22-43	92801-08300	NUT		1	1		
22-44	92901-08100	WASHER, spring		1	1		
22-45	102-25375-00	CLIP, tension bar		1	1		
22-46	183-25378-00	BOLT, tension bar		1	1		
22-47	92801-08100	NUT		1	1		
22-48	92901-08100	WASHER, spring		1	1		
22-49	91401-20012	PIN, cotter		1	1		
22-50	156-27237-00	PIN, clevis		1	1		
22-51	180-27236-00	SPRING, rod		1	1		
22-52	109-27238-00	NUT, adjusting		1	1		
22-53	92901-06200	WASHER, plain		1	1		
22-54	94504-28104	CHAIN	428-104P	1	1		
22-54A	94604-28001	. JOINT, chain		1	1		

Fig. 23 HEAD LAMP & SPEEDOMETER

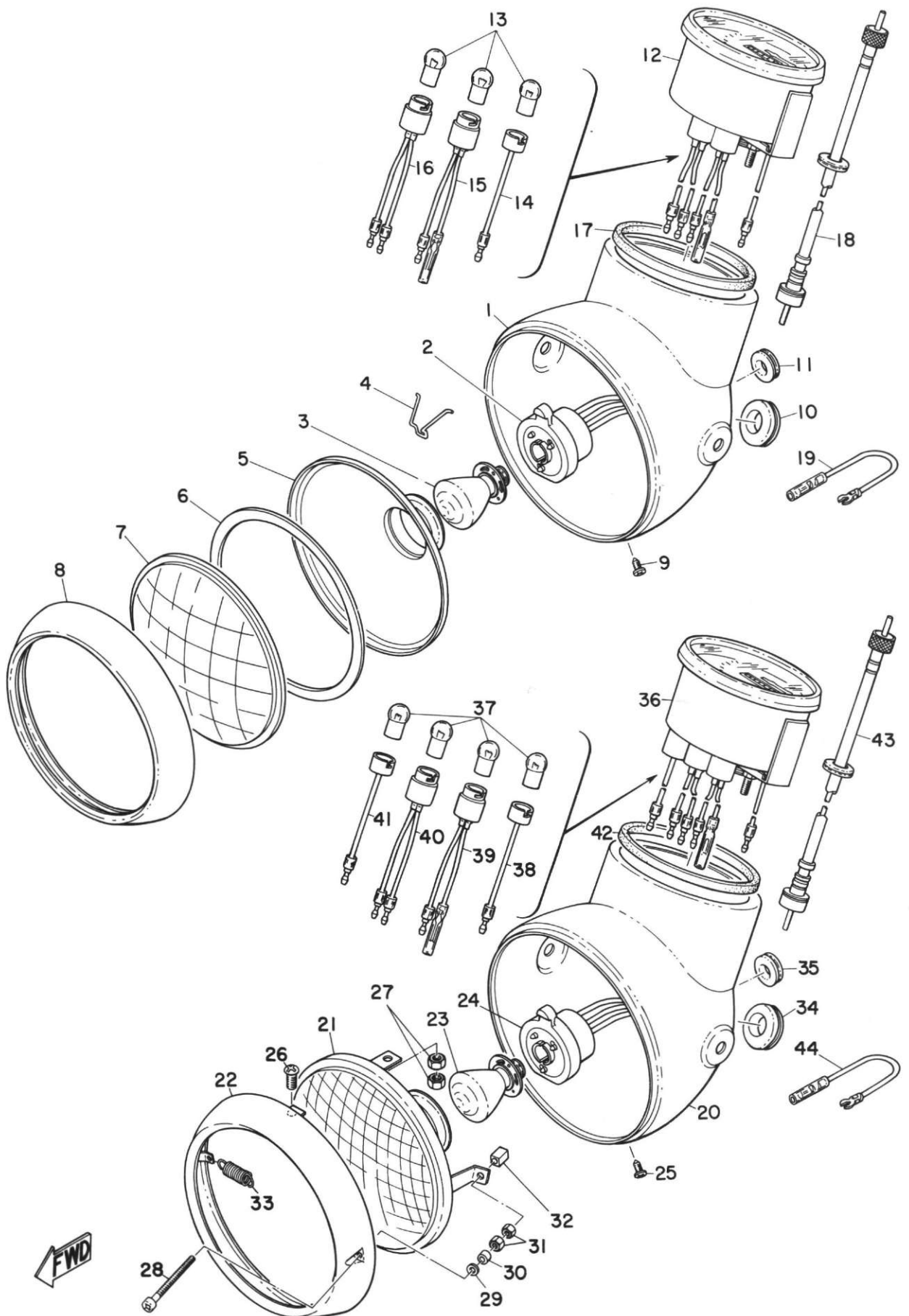


# HEAD LAMP & SPEEDOMETER

Ref No.	Parts No.	Parts Name	Description	Q'ty		S·R	Remarks
				YAS1	YAS1C		
23- 0-1	183-84300-00	HEAD LAMP ASS'Y		1	1		⊙
23- 1	183-84311-00	. BODY, head lamp		1	1		⊙
23- 2	183-84312-00	. SOCKET		1	1		
23- 3	183-84314-00	. BULB, head lamp	12V 35/35W	1	1		☆
23- 4	195-84324-00	. SPRING, reflector set		4	4		
23- 5	136-84323-00	. REFLECTOR		1	1		
23- 6	136-84322-00	. GASKET, lens		1	1		
23- 7	136-84321-00	. LENS, head lamp		1	1		
23- 8	183-84315-00	. RIM, head lamp		1	1		
23- 9	150-84125-00	. SCREW, rim fitting		1	1		
23-10	183-84353-00	. GROMMET		1	1		
23-11	168-84354-00	. GROMMET		2	2		
23-12	183-83510-20	SPEEDOMETER ASS'Y	Km/h	1	1		
	183-83510-40	SPEEDOMETER ASS'Y	M. P. H	1	1		
23-13	123-83516-20	. BULB, pilot	12V 3W	3	3		☆
23-14	164-83536-20	. SOCKET, meter		1	1		
23-15	183-83537-20	. SOCKET, neutral		1	1		
23-16	183-83538-20	. SOCKET, flasher		1	1		
23-17	183-83513-00	DAMPER		1	1		
23-18	167-83550-00	SPEEDOMETER CABLE ASS'Y		1	1		
23-19	173-84313-00	WIRE, earth lead		1	1		
<b>PROPER PARTS TO U.S.A.</b>							
23- 0-2	183-84300-60	HEAD LAMP ASS'Y		1	1		⊙
23-20	183-84311-00	. BODY, head lamp		1	1		⊙
23-21	183-84320-60	. LENS ASS'Y		1	1		
23-22	183-84315-60	. RIM, head lamp		1	1		
23-23	183-84314-00	. BULB, head lamp	12V 35/35W	1	1		☆
23-24	183-84312-60	. SOCKET		1	1		
23-25	150-84125-00	. SCREW, rim fitting		1	1		
23-26	92501-05012	. SCREW, pan head		2	2		
23-27	92801-05300	. NUT		4	4		
23-28	132-84331-60	. SCREW, rim adjust		1	1		
23-29	92901-04200	. WASHER, plain		1	1		
23-30	132-84328-60	. SPACER		1	1		
23-31	92801-04300	. NUT		2	2		
23-32	132-84334-61	. NUT, adjust		1	1		
23-33	132-84335-60	. SPRING, lens adjust		1	1		
23-34	168-84354-00	. GROMMET		1	1		



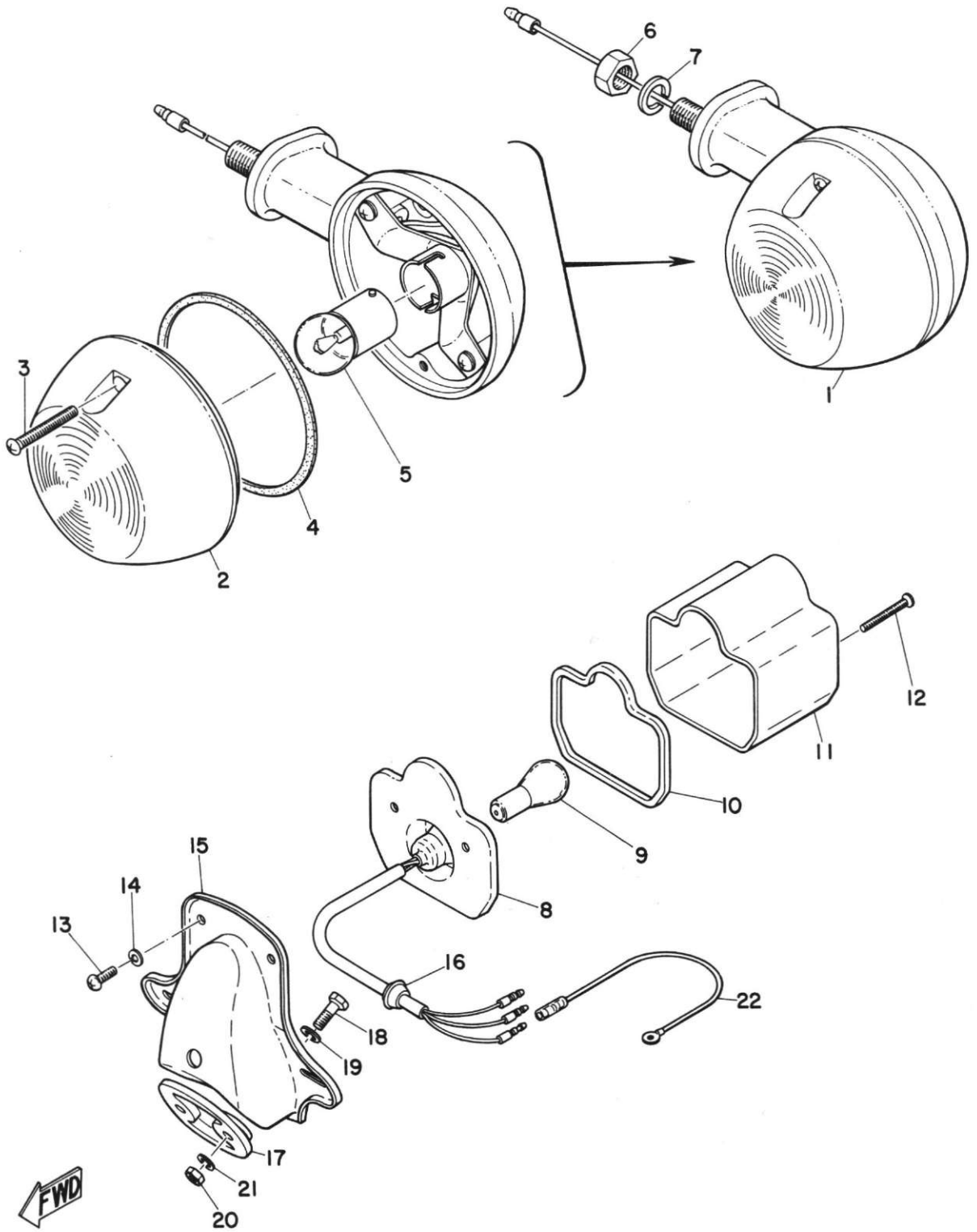
Fig. 23 HEAD LAMP & SPEEDOMETER



# HEAD LAMP & SPEEDOMETER

Ref No.	Parts No.	Parts Name	Description	Q'ty		S·R	Remarks
				YAS1	YAS1C		
23-35	183-84353-00	. GROMMET		2	2		
23-36	183-83510-70	SPEEDOMETER ASS'Y	M. P. H	1	1		
23-37	123-83516-20	. BULB, pilot	15V 3W	4	4		☆
23-38	164-83536-20	. SOCKET, meter		1	1		
23-39	183-83537-20	. SOCKET, neutral		1	1		
23-40	183-83538-20	. SOCKET, flasher		1	1		
23-41	183-83529-70	. SOCKET, high beam		1	1		
23-42	183-83513-00	DAMPER		1	1		
23-43	167-83550-00	SPEEDOMETER CABLE ASS'Y		1	1		
23-44	173-84313-00	WIRE, earth		1	1		

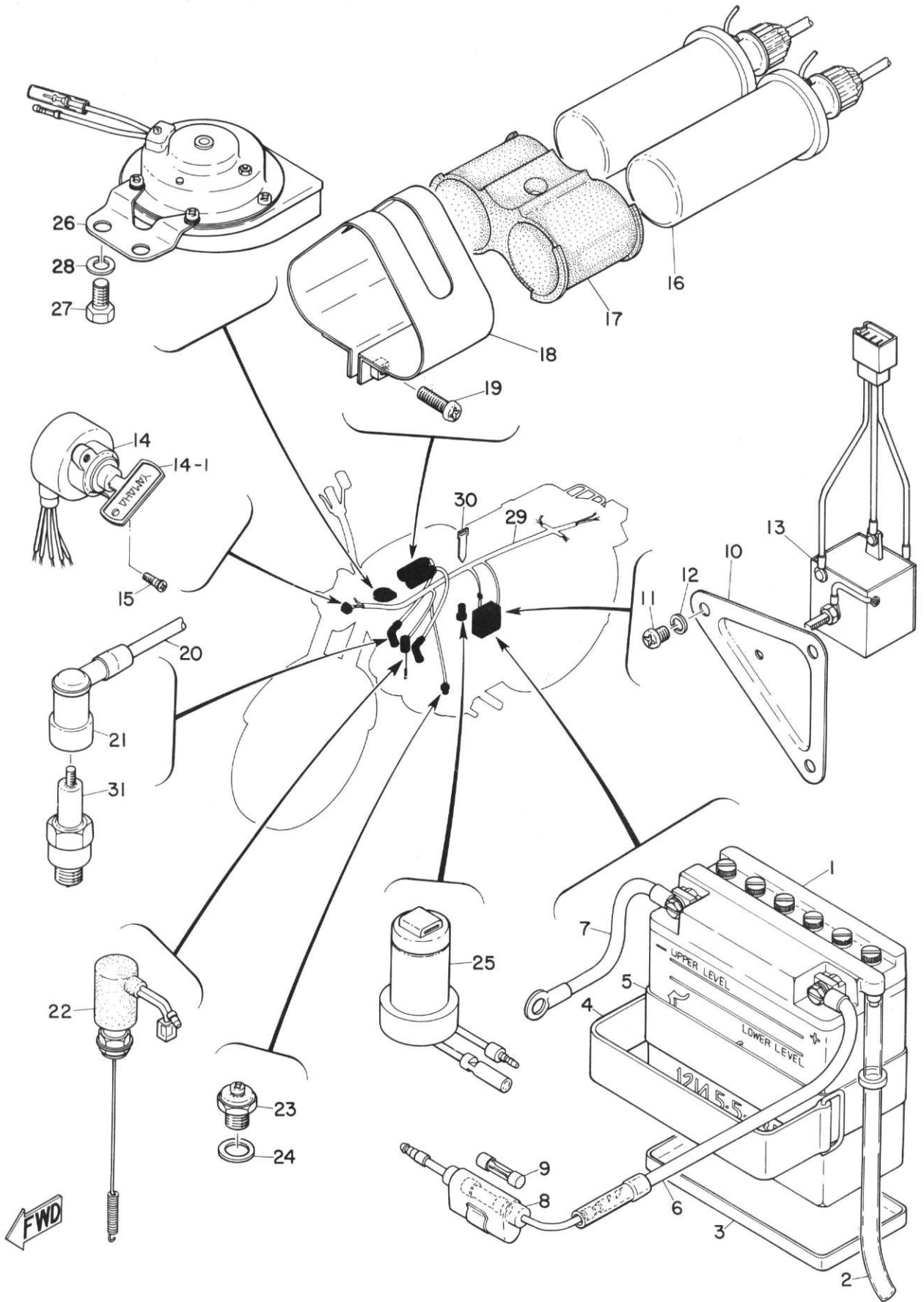
Fig. 24 FLASHER LAMP & TAIL LAMP



# FLASHER LAMP & TAIL LAMP

Ref No.	Parts No.	Parts Name	Description	Q'ty		S·R	Remarks
				YAS1	YAS1C		
24- 1	183-83330-20	FLASHER LAMP ASS'Y		4	4		
24- 2	183-83332-20	. LENS, flasher		4	4		
24- 3	183-83333-20	. SCREW, lens fitting		8	8		
24- 4	183-83313-20	. GASKET, flasher lens		4	4		
24- 5	136-83311-20	. BULB, flasher	12V 8W	4	4		☆
24- 6	92801-08200	NUT		4	4		
24- 7	92901-08100	WASHER, spring		4	4		
24- 0-1	183-84710-00	TAIL LAMP UNIT ASS'Y		1	1		
24- 8	183-84711-00	. BASE, tail lamp		1	1		
24- 9	137-84714-60	. BULB, tail lamp	12V 25/8W	1	1		☆
24-10	137-84712-60	. SEAT, base		1	1		
24-11	183-84721-00	. LENS, tail lamp		1	1		
24-12	183-84724-00	. SCREW, lens fitting		2	2		
24-13	92503-06015	. SCREW, pan head		2	2		
24-14	92901-06100	. WASHER, spring		2	2		
24-15	183-84751-00	BRACKET, licence		1	1		
24-16	152-84518-00	GROMMET, tail lamp		2	2		
24-17	174-84753-00	DAMPER		1	1		
24-18	168-21738-00	BOLT, fitting		2	2		
24-19	156-24186-00	WASHER, special	8.5-26-2.0	2	2		
24-20	92801-06100	NUT		2	2		
24-21	92901-06100	WASHER, spring		2	2		
24-22	183-84756-00	WIRE, earth lead		1	1		
<b>PROPER PARTS TO U.S.A.</b>							
24- 0-2	164-84710-61	TAIL LAMP UNIT ASS'Y		1	1		
24- 8-1	164-84711-61	. BASE, tail lamp		1	1		
24- 9-1	168-84714-00	. BULB, tail lamp	12V 23/7W	1	1		☆
24-10-1	168-84712-60	. SEAT, base		1	1		
24-11-1	168-84721-60	. LENS, tail lamp		1	1		
24-12-1	168-84724-00	. SCREW, lens fitting		2	2		
24-13-1	92503-06012	. SCREW, pan head		2	2		
24-14-1	92901-06100	. WASHER, spring		2	2		
24-15-1	164-84751-60	BRACKET, licence		1	1		

Fig. 25 ELECTRICAL



# ELECTRICAL

Ref No.	Parts No.	Parts Name	Description	Q'ty		S·R	Remarks
				YAS1	YAS1C		
25- 1	131-82110-60	BATTERY ASS'Y		1	1		
	131-82111-60	. CAP, battery		6	6		
25- 2	183-82112-00	PIPE, breather		1	1		
25- 3	102-82122-00	SEAT, battery		1	1		
25- 4	137-82131-01	BAND, battery		1	1		
25- 5	164-82124-00	BAND, battery		1	1		
25- 6	183-82115-00	WIRE, plus lead		1	1		
25- 7	183-82116-00	WIRE, minus lead		1	1		
25- 8	164-82150-00	FUSE HOLDER ASS'Y		1	1		
25- 9	148-82151-00	. FUSE		2	2		
25-10	183-81975-00	PLATE, rectifire fitting		1	1		
25-11	92501-06010	SCREW, pan head		3	3		
25-12	92901-06100	WASHER, spring		3	3		
25-13	195-81970-10	RECTIFIER ASS'Y		1	1		
25-14	183-82510-30	MAIN SWITCH ASS'Y		1	1		
25-14-1	168-82511-00	. KEY, main switch		2	2		
25-15	92603-04008	SCREW, oval head		2	2		
25-16	174-82310-60	IGNITION COIL ASS'Y		2	2		
25-17	168-82312-00	HOLDER, coil fitting		1	1		
25-18	168-82311-00	BAND, coil fitting		1	1		
25-19	92501-06020	SCREW, pan head		2	2		
25-20	183-82341-00	CORD, hightension		2	2		
25-21	166-82370-20	PLUG CAP ASS'Y		2	2		
25-22	183-82530-00	STOP SWITCH ASS'Y		1	1		
25-23	132-82540-00	NEUTRAL SWITCH ASS'Y		1	1		
25-24	102-82543-00	GASKET	11.6-20-1.0	1	1		
25-25	183-83350-20	FLASHER RELAY ASS'Y		1	1		
25-26	183-83371-20	HORN		1	1		
25-27	91201-06015	BOLT		2	2		
25-28	92901-06100	WASHER, spring		2	2		
25-29	183-82590-30	WIRE HARNESS ASS'Y		1	1		
25-30	150-82591-00	BAND		2	2		
25-31	94700-00004	PLUG, spark	B7HZ	2	2		
	94700-00005	PLUG, spark	B8H	2	2		



# NUMERICAL INDEX







# NUMERICAL INDEX

Ref No.	Parts No.	Ref No.	Parts No.	Ref No.	Parts No.
18-19	101-24356-00	22-18	122-25355-00	9-33	132-14173-00
19-15	101-24356-00	15- 2	122-27112-00	9-32	132-14174-00
8-11	102-14456-00	15- 6	122-27116-00	9-29	132-14177-00
5-31	102-17462-00	15-16	122-27413-00	9-28	132-14486-00
5-33	102-17463-00	23-13	123-83516-20	10- 9	132-14613-00
5-34	102-17464-00	23-37	123-83516-20	10-32	132-14613-00
21-26	102-25137-00	1-18	126-11171-60	10-10	132-14713-00
21-11	102-25315-00	11- 1	126-13116-00	10-11	132-14714-00
22-45	102-25375-00	11-49	126-13184-00	1-10	132-15351-00
22-27	102-25411-01	9-22	127-14124-23	1-11	132-15353-00
22-26	102-25412-00	9-13	127-14125-00	1-20	132-15371-00
10-12	102-27114-00	9- 1	127-14142-17	5-11	132-15389-00
25- 3	102-82122-00	9-21	127-14161-00	2-19	132-15416-00
25-24	102-82543-00	9-14	127-14164-00	2-15	132-15451-00
21-23	109-25136-00	9- 5	127-14190-15	7- 0-1	132-15610-01
22-42	109-25373-00	9- 4	127-14195-00	7-11	132-15611-01
21-32	109-26344-00	16-17	122-23114-00	7-14	132-15616-00
21-33	109-26345-00	15-23	128-27114-00	7-15	132-15617-00
22-52	109-27238-00	14-15	128-27436-00	7-13	132-15625-00
11-16	115-13124-60	5-24	131-15643-00	4-16	132-15631-00
13-16	116-21483-00	5-23	131-15653-00	7- 6	132-15664-00
13-32	116-28317-00	4- 4	131-16154-00	7- 7	132-15665-00
17-10	116-83931-00	25- 1	131-82110-60	7- 8	132-15676-00
7- 4	117-15644-00	25- 1	131-82111-60	4- 4	132-16154-00
19-19	117-21782-00	3- 2	132-11422-03	4- 8	132-16321-00
14-13	120-27430-01	3- 3	132-11432-03	6-28	132-16346-00
14-14	120-27433-00			4- 9	132-16351-00
14-18	120-27433-00	3-12	132-11511-02	4- 2	132-16369-00
1-12	122-11361-00	3-17	132-11515-01	4- 5	132-16371-01
3- 7	122-11681-00	3- 9	132-11561-00	5- 3	132-17216-00
10- 8	122-14612-00	3-29	132-11634-00	5-20	132-17216-00
7-12	122-15612-01	3- 8	132-11685-00	5- 4	132-17414-00
4-17	122-16164-00	11-29	132-13144-00	5-19	132-17414-00
19- 5	122-21725-00	11-46	132-13166-00	5-13	132-17471-00
16-27	122-23129-00	11-50	132-13174-00	6-10	132-18113-01
16-56	122-23480-00	11- 6	132-13178-00	6- 2	132-18123-00
16-57	122-23483-00	9-25	132-14135-00	6- 3	132-18124-00
18-10	122-24181-00	9-34	132-14146-00	6- 4	132-18133-00
18- 9	122-24610-01				

# NUMERICAL INDEX

Ref No.	Parts No.	Ref No.	Parts No.	Ref No.	Parts No.
6- 7	132-18137-00	17-11	136-26241-00	3-26	137-16377-00
6-25	132-18140-00	12-21	136-81135-10	4-13	137-16377-00
6-27	132-18143-00	24- 5	136-83311-20	4-12	137-16378-00
6-26	132-18177-00	23- 7	136-84321-00	19-11	137-21761-00
6-32	132-18533-01	23- 6	136-84322-00	19- 8	137-21762-00
18- 7	132-24161-00	23- 5	136-84323-00	19-10	137-21763-00
18-16	132-24311-00	11-14	137-13125-00	19- 9	137-21764-00
19-12	132-24319-01	11-23	137-13127-00	19-13	137-21767-00
18-17	132-24331-00	11-37	137-13128-00	19-14	137-21768-01
18-20	132-24500-01	11-12	137-13129-00	13-35	137-21778-00
18-21	132-24511-01	11-18	137-13131-00	19- 7	137-21778-00
18-24	132-24515-00	11-21	137-13134-00	19-18	137-21781-00
18-29	132-24518-00	11-22	137-13135-00	16-37	137-23454-00
18-22	132-24521-00	11-32	137-13136-00	16-21	137-23346-00
18-23	132-24522-00	11-28	137-13137-00	18-11	137-24181-00
18-30	132-24525-00	11-30	137-13138-00	18-13	137-24186-00
18-25	132-24531-00	11-33	137-13139-00	18-14	137-24187-00
18-26	132-24532-00	11-26	137-13141-00	18-18	137-24331-00
22-13	132-25364-00	11-25	137-13142-00	18-27	137-24523-00
15-15	132-27416-00	11-31	137-13147-00	21-27	137-25155-00
12- 4	132-81221-10	11-11	137-13148-00	22-37	137-25385-00
12-18	132-81231-10	11-42	137-13165-00	17-22	137-26242-60
12-14	132-81232-10	11-41	137-13167-00	17-20	137-26243-60
12-11	132-81233-10	11-40	137-13169-00	17-23	137-26290-01
12- 8	132-81426-10	11- 4	137-13176-00	25- 4	137-82131-01
12-23	132-81436-10	11-43	137-13187-00	17- 6	137-83912-01
25-23	132-82540-00	9- 3	137-14143-16	17- 7	137-83913-00
23-30	132-84328-60	9- 3	137-14143-17	17-17	137-83913-00
23-28	132-84331-60	9- 3	137-14143-18	17-16	137-83922-01
23-32	132-84334-61	9- 3	137-14143-20	24-10	137-84712-60
23-33	132-84335-60	9- 3	137-14143-22	24- 9	137-84714-60
13- 8	135-22243-00	9- 7	137-14186-00	16-43	141-23427-00
3-18	136-11561-00	6-35	137-15353-00	3-32	146-11545-00
13-34	136-21713-00	4- 6	137-16324-00	25- 9	148-82151-00
19- 6	136-21713-00	4-10	137-16333-00	17-21	150-26249-00
13- 9	136-22243-00	4-11	137-16337-00	25-30	150-82591-00
16-36	136-23415-00	4-14	137-16356-00	17- 6	150-83912-00
22- 7	136-25317-00	4- 7	137-16367-00	17-16	150-83922-00

# NUMERICAL INDEX

Ref No.	Parts No.	Ref No.	Parts No.	Ref No.	Parts No.
23- 9	150-84125-00	14-16	164-22216-00	23-44	173-84313-00
23-25	150-84125-00	13-11	164-22241-00	11- 2	174-13175-00
17-23	152-26290-00	16- 5	164-23125-00	9-10	174-14122-00
17- 8	152-83915-00	16- 8	164-23143-00	9-12	174-14123-00
17-18	152-83915-00	16- 7	164-23145-00	9-19	174-14131-01
24-16	152-84518-00	16- 3	164-23147-00	9-11	174-14134-00
11-10	156-13110-00	16-46	164-23441-00	9-18	174-14136-00
11-13	156-13120-00	16-31	164-23462-00	9-20	174-14158-01
11-27	156-13145-00	15-12	164-27414-00	9-23	174-14169-01
11-45	156-13168-00	15-13	164-27417-00	9-24	174-14171-00
9-16	156-14116-09	25- 5	164-82124-00	9-31	174-14178-00
7-17	156-15618-01	25- 8	164-82150-00	9- 9	174-14181-01
16-30	156-23411-00	23-14	164-83536-20	2-23	174-15363-00
16-33	156-23412-00	23-38	164-83536-20	4-28	174-16340-00
16-44	156-23418-00	24- 0-2	164-84710-61	4-21	174-16348-00
16-55	156-23433-00	24- 8-1	164-84711-61	4-27	174-16359-00
24-19	156-24186-00	24-15-1	164-84751-60	4-22	174-16362-00
17-11	156-26241-00	25-21	166-82370-20	4-25	174-16365-00
17-22	156-26242-00	16-10	167-23142-00	5-32	174-17461-40
17-20	156-26243-02	22-39	167-25379-00	5-32	174-17461-50
17-29	156-26251-00	23-18	167-83550-00	5-32	174-17461-60
17-30	156-26261-01	23-43	167-83550-00		
17-26	156-26346-00	24-18	168-21738-00	2-21	174-18428-00
22-50	156-27237-00	18-12	168-24176-00	6-20	174-18544-00
15-28	156-27413-00	18- 6	168-24178-00	6-34	174-18558-00
17- 1	157-26111-00	18-28	168-24524-00	6-36	174-18578-00
15-25	157-27411-00	17-24	168-26337-00	16-61	174-21518-00
15-26	157-27416-00	17-25	168-26344-00	13-20	174-21746-00
9-17	164-14137-00	25-18	168-82311-00	19-17	174-21776-00
9- 2	164-14141-30	25-17	168-82312-00	16-49	174-23421-00
9- 8	164-14184-00	25-14-1	168-82511-00	16-42	174-23424-00
9- 6	164-14185-00	17-36	168-93936-00	16-53	174-23425-00
2- 9	164-15415-00	23-11	168-84354-00	16-41	174-23428-00
4-23	164-16345-00	23-34	168-84354-00	16-40	174-23443-00
5- 8	164-17427-00	24-10-1	168-84712-60	16-54	174-23453-00
5-26	164-17427-00	24- 4-1	168-84714-00	16-39	174-23451-00
6-14	164-18551-00	24-11-1	168-84721-60	20- 2	174-24741-00
6-15	164-18552-00	24-12-1	168-84724-00	15-21	174-27317-00
6-22	164-18561-00	23-19	173-84313-00		
6-30	164-18571-00				
6-29	164-18572-00				

# NUMERICAL INDEX

Ref No.	Parts No.	Ref No.	Parts No.	Ref No.	Parts No.
13-33	174-28316-00	9-15	183-14112-20	5- 6	183-17131-00
25-16	174-82310-60	9-15	183-14113-20	5- 5	183-17141-00
24-17	174-84753-00	9-26	183-14175-00	5- 2	183-17151-00
10-27	178-14766-00	9-27	183-14176-00	5-22	183-17211-00
7- 0-1	178-15610-00	9-38	183-14196-00	5-16	183-17221-01
7-11	178-15611-00	9-37	183-14197-01	5-17	183-17231-00
14-17	178-27430-00	8- 1	183-14411-00	5-18	183-17241-00
7- 1	180-15660-00	8- 3	183-14412-00	5-21	183-17251-00
7- 3	180-15641-00	8- 1	183-14421-00	5- 0-1	183-17401-00
7- 2	180-15687-00	8- 3	183-14422-00	5- 0-2	183-17402-00
22-51	180-27236-00	8- 2	183-14451-00	5- 1	183-17411-00
1-17	183-11111-00	8- 9	183-14453-00	5-15	183-17421-00
1-16	183-11181-00	8-10	183-14456-00		
1-14	183-11311-01	10-6	183-14611-00	6- 1	183-18101-00
1-15	183-11321-01	10- 7	183-14621-00	6- 9	183-18111-01
1-13	183-11351-00	8- 9	183-14463-00	6- 0-1	183-18500-00
		10-23	183-14718-30	6-13	183-18511-00
3- 1	183-11412-02	10-24	183-14728-30	6-17	183-18512-00
		10-29	183-14771-30	6-18	183-18513-00
		1- 1	183-15111-00	6-12	183-18541-00
3- 4	183-11442-02	1- 2	183-15121-00	13- 1	183-21110-00
3-14	183-11512-00	1-21	183-15357-00	13- 3	183-21165-00
3-15	183-11541-00	2- 1	183-15411-00	13-21	183-21170-00
3-30	183-11601-00	2-11	183-15418-01	13-12	183-21315-00
3-30	183-11601-10	2-14	183-15421-00	16-58	183-21510-00
3-30	183-11601-20	2- 5	183-15425-00	13- 2	183-21610-10
3-27	183-11631-02	2-12	183-15448-00	13-27	183-21711-60
3-27	183-11631-12	2- 2	183-15461-00	13-28	183-21714-00
3-27	183-11631-22	2- 6	183-15465-00	19- 4	183-21714-00
3-28	183-11633-00			19- 1	183-21751-00
3- 5	183-11651-00	5-25	183-15651-00	19- 2	183-21770-10
11- 0-1	183-13101-00	3-24	183-16111-00	13-31	183-21786-00
11-47	183-13161-00	3-23	183-16136-00	13-18	183-21797-00
11-48	183-13171-00	4- 1	183-16150-00	14- 1	183-22110-00
		4-15	183-16181-00	14- 2	183-22123-00
9- 0-1	183-14101-60	4- 0-1	183-16301-00	14- 3	183-22141-00
		4-19	183-16357-00	13-14	183-22143-00
9- 0-2	183-14102-60	5- 7	183-17121-01	14- 5	183-22151-00

# NUMFRICAL INDEX

Ref No.	Parts No.	Ref No.	Parts No.	Ref No.	Parts No.
13- 7	183-22210-00	18- 3	183-24139-00	22-25	183-25439-10
14- 6	183-22311-01	18- 4	183-24171-00	17- 1	183-26111-00
14- 9	183-22316-00	18- 5	183-24172-00	17- 1	183-26111-10
14- 9	183-22316-01	19-16	183-24369-00	17- 1	183-26111-20
14- 7	183-22331-00	20- 1	183-24730-00	17-35	183-26278-00
14- 7	183-22331-01	20- 1-1	183-24731-00	17-28	183-26311-00
14- 8	183-22332-00	20- 5	183-24830-00	17-28	183-26311-10
14- 8-1	183-22332-01	21- 2	183-25104-00	17-28	183-26311-20
16- 0-1	183-23100-00	21- 1	183-25111-00	17-28	183-26311-20
16- 0-1	183-23100-40	21- 7	183-25117-00	17-31	183-26312-00
16-19	183-23111-00	21-10	183-25118-00	17-32	183-26313-00
16-18	183-23112-00	21-12	183-25121-00	17-33	183-26321-00
16-14	183-23116-00	21-15	183-25135-00	17-34	183-26335-00
16-15	183-23121-00	21-21	183-25138-00	17-34	183-26335-10
16-12-1	183-23122-40	21-22	183-25146-00	17-34	183-26335-20
16-12	183-23123-00	21-14	183-25147-00	17-27	183-26341-00
16- 4	183-23124-00	21-16	183-25149-00	17-27	183-26341-10
16- 1	183-23126-00	21-34	183-25181-00	17-27	183-26341-20
16- 6	183-23127-00	21-35	183-25183-00	15- 1	183-27111-00
16- 6-1	183-23127-40	22- 2	183-25304-00	15- 1	183-27111-10
16-16	183-23131-00	22- 1	183-25311-00	15- 5	183-27115-00
16- 2	183-23136-00	22- 8	183-25315-00	15- 3	183-27211-00
16- 9	183-23141-00	22-14	183-25321-00	15- 3	183-27211-10
16- 9	183-23141-10	21-19	183-25330-00	15- 8	183-27216-00
16-10	183-23142-00	22-16	183-25330-00	15- 7	183-27231-00
16-11	183-23149-00	21-20	183-25333-00	15-19	183-27311-00
16-13	183-23163-00	22-17	183-25333-00	15-20	183-27316-00
16-28	183-23191-40	21-18	183-25351-00	15-11	183-27411-00
16-29	183-23193-40	22-15	183-25351-00	15-14	183-27412-00
16-23	183-23318-00	22-24	183-25366-00	13-26	183-28100-00
16-35	183-23411-00	22-41	183-25371-00	12- 0-1	183-81400-10
16-34	183-23412-00	22-46	183-25378-00	12- 3	183-81410-10
16-45	183-23419-00	22-29	183-25381-00	12- 2	183-81419-10
16-52	183-23422-00	22-31	183-25383-00	12- 1	183-81450-10
16-38	183-23435-00	22-35	183-25386-00	12-24	183-81451-10
16-20	183-23340-00	22-23	183-25387-00	12-25	183-81452-10
18- 1	183-24110-00	22-36	183-25388-00	12-27	183-81462-10
18- 2	183-24129-00	22-30	183-25389-00	25-10	183-81975-00
		22-25	183-25437-10	25- 2	183-82112-00

# NUMERICAL INDEX

Ref No.	Parts No.	Ref No.	Parts No.	Ref No.	Parts No.
25- 6	183-82115-00	23-10	183-84353-00	7-16	91201-06020
25- 7	183-82116-00	23-35	183-84353-00	21-28	91201-06030
25-20	183-82341-00	24- 0-1	183-84710-00	22-19	91201-06030
25-14	183-82510-30	24- 8	183-84711-00	13-19	91201-08010
25-22	183-82530-00	24-11	183-84721-00	16-59	91201-08010
25-29	183-82590-30	24-12	183-84724-00	13- 5	91201-08012
17- 2	183-82910-00	24-15	183-84751-00	13-37	91201-08015
17- 2	183-82910-10	24-22	183-84756-00	20- 6	91201-08015
17- 2	183-82910-20	13-30	193-21787-60	15-17	91201-08020
17-12	183-82920-00	25-13	195-81970-10	16-24	91201-08025
17-12	183-82920-10	23- 4	195-84324-00	13-22	91201-08040
17-12	183-82920-20	10- 3	201-14753-00	20- 3	91201-08050
24- 4	183-83313-20	10-17	201-14753-00	13-24	91201-08060
24- 1	183-83330-20	19- 3	214-21772-00	16-47	91204-08035
24- 2	183-83332-20	10- 1	217-14710-00	10-30	91203-08015
24- 3	183-83333-20	10- 2	217-14720-00	14-19	91201-12040
25-25	183-83350-20	20- 8	217-24810-00	9-30	91401-12006
25-26	183-83371-20	3- 0-1	218-11400-00	11-38	91401-12018
23-12	183-83510-20	9- 0-1	218-14101-60	15-10	91401-20012
23-12	183-83510-40	9- 0-2	218-14102-60	22-49	91401-20012
23-17	183-83513-00	10-15	218-14610-10	6-16	91401-25018
23-42	183-83513-00	10-16	218-14620-10	11-34	91608-20010
23-41	183-83529-70	10-17	218-14201-00	1- 8	91810-03014
23-15	183-83537-20	10-25	218-14766-10	2-16	91810-03014
23-39	183-83537-20	13- 1	218-21110-00	1- 3	91810-08016
23-16	183-83538-20	13-36	218-21471-00	10-26	91903-06008
23-40	183-83538-20	13-30	218-21787-00	10-28	91903-06010
23- 0-1	183-84300-00	17-28	218-26311-00	12-15	92301-03006
23- 0-2	183-84300-60	17-33	218-26321-00	12- 5	92301-04008
23- 1	183-84311-00	17-34	218-26335-00	18-31	92501-03006
23-20	183-84311-00	17-27	218-26341-00	2-10	92501-04005
23- 2	183-84312-00	15-11	218-27411-00	11-44	92501-04005
23-24	183-84312-60	15-24	218-27411-10	12- 9	92501-04008
23- 3	183-84314-00	17- 2	218-82910-00	12-12	92501-04008
23-23	183-84314-00	17-12	218-82920-00	12-19	92501-04008
23- 8	183-84315-00	5-28	248-17429-00	16-26	92501-04008
23-22	183-84315-60	16-50	91101-06010	18- 8	92501-04008
23-21	183-84320-60	13-13	91101-08055	2-20	92501-04010
		13-13	91101-08060		
		13-17	91101-08115		
		25-27	91201-06015		
		6-11	91201-06020		

# NUMERICAL INDEX

Ref No.	Parts No.	Ref No.	Parts No.	Ref No.	Parts No.
11-35	92501-04010	23-27	92801-05300	17-15	92901-05100
9-35	92501-04015	16-62	92801-06100	8- 5	92901-05200
8- 4	92501-05008	18-15	92801-06100	8- 7	92901-06100
6-23	92501-05012	21-29	92801-06100	14-12	92901-06100
23-26	92501-05012	22-20	92801-06100	16-51	92901-06100
11- 9	92501-05015	24-20	92801-06100	16-63	92901-06100
8-12	92501-05020	1-13	92801-06200	21-30	92901-06100
17- 3	92501-05020	4-24	92801-06300	22-21	92901-06100
17-13	92501-05020	17- 9	92801-06300	24-21	92901-06100
17- 4	92501-05024	17-19	92801-06300	24-14	92901-06100
17-14	92501-05024	22-40	92801-06300	24-14-1	92901-06100
2-22	92501-06008	6- 5	92801-08100	25-12	92901-06100
4-26	92501-06008	10-13	92801-08100	25-28	92901-06100
14-10	92501-06010	13-25	92801-08100	1-19	92901-06200
25-11	92501-06010	22-47	92801-08100	2-13	92901-06200
14-11	92501-06012	24- 6	92801-08200	8- 8	92901-06200
8- 6	92501-06015	15-22	92801-08300	13-29	92901-06200
5-14	92501-06015	15-27	92801-08300	15- 9	92901-06200
4-29	92501-06015	22-43	92801-08300	21-31	92901-06200
2- 8	92501-06020	22-28	92801-08200	22-22	92901-06200
25-19	92501-06020	11- 8	92801-08300	22-53	92901-06200
2-17	92501-06030	14- 4	92801-12200	10-14	92901-08100
2- 7	92501-06040	21-36	92801-12200	10-31	92901-08100
2-18	92501-06040	22-38	92801-14200	12-26	92901-08100
2- 3	92501-06045	13-10	92803-10700	13- 4	92901-08100
2- 4	92501-06055	12-16	92901-03100	13-15	92901-08100
1- 4	92501-06055	12-17	92901-03200	13-23	92901-08100
1- 5	92501-06060	9-36	92901-04100	13-38	92901-08100
1- 6	92501-06070	12- 6	92901-04100	15-18	92901-08100
1- 7	92501-06080	12-10	92901-04100	16-25	92901-08100
24-13-1	92503-06012	12-13	92901-04100	16-48	92901-08100
24-13	92503-06015	12-20	92901-04100	16-60	92901-08100
17- 8	92503-06020	23-29	92901-04200	20- 4	92901-08100
17-18	92503-06020	6-24	92901-05100	20- 7	92901-08100
25-15	92603-04008	10-19	92901-05100	22-44	92901-08100
23-31	92801-04300	10-22	92901-05100	22-48	92901-08100
10- 4	92801-05100	12- 7	92901-04200	24- 7	92901-08100
10-18	92801-05100	10- 5	92901-05100	13- 6	92901-08200
		17- 5	92901-05100		



# NUMERICAL INDEX

Ref No.	Parts No.	Ref No.	Parts No.	Ref No.	Parts No.
11- 7	92901-08400	6-21	93430-03014		
16-22	92901-10100	6- 8	93430-10016		
3-25	92901-12100	15- 4	93430-12008		
14-20	92901-12100	22-33	93420-42007		
11-36	93101-10001	11-20	93440-08001		
11- 5	93101-10002	6-31	93440-15012		
6- 6	93101-12004	5-10	93450-22012		
21- 9	93102-18008	3-11	93450-52010		
3-20	93102-20010	4-18	93501-04004		
5-30	93102-28021	16-32	93501-04011		
3-21	93103-28011	4-20	93505-16006		
11-17	93104-04001	6-33	93505-16006		
21-24	93104-07003	11-39	93505-32002		
11-24	93104-14004	11-15	93602-04029		
22-10	93104-22018	11-19	93603-12030		
21-13	93105-47007	6-19	93604-22050		
22-34	93106-26005	1-22	93602-10061		
7-10	93109-15001	1- 9	93603-14026		
21-25	93210-13017	11- 3	93603-22028		
3-22	93210-18023	3-13	93604-18058		
22-12	93210-42101	21- 4	94125-18019		
3-16	93210-48045	21- 4	94125-18020		
22-32	93306-00406	22- 4	94127-18025		
22- 9	93306-20201	22- 4	94127-18064		
22-11	93306-20204	21- 5	94225-18006		
3-10	93306-20504	22- 5	94227-18009		
21- 8	93306-30102	22- 6	94327-18007		
5-12	93306-30301	21- 6	94325-18005		
5-29	93306-30401	21- 3	94414-18034		
3-19	93306-30403	22- 3	94416-18018		
3-31	93310-11201	22-54	94504-28104		
3- 6	93310-41809	22-54A	94604-28001		
5- 9	93315-31501	25-31	94700-00004		
4- 3	93341-22302	25-31	94700-00005		
7- 9	93410-15005				
5-27	93410-15005				
21-17	93410-20009				
7- 5	93410-25017				





**YAMAHA MOTOR CO., LTD**

PRINTED IN JAPAN